

## Background Information

In March, the Division invited EIPS' families to participate in the 2017–2018 EIPS Parent Survey. For parents who had children enrolled in a French Immersion program, an additional link to the French immersion Parent Survey was provided. In total, 293 parents responded. A breakdown of the percentage of respondents per school was:

Ardrossan Elementary	39 respondents: representing 13.31 per cent of the overall responses
Ardrossan Jr/Sr	41 respondents: representing 13.99 per cent of the overall responses
Ecole Campbelltown	128 respondents: representing 43.69 per cent of the overall responses
Ecole Parc Elementarire	66 respondents: representing 22.53 per cent of the overall responses
Sherwood Heights	19 respondents: representing 6.48 per cent of the overall responses

Below is a high level summary of the quantitative data from the survey as well as a summary of the qualitative comments provided in the open-ended questions. Note that the comments were themed. A theme was determined to emerge if three or more similar responses were recorded.

## Summary of Survey Responses

- When respondents were asked to indicate how important each of the following reasons was in their decision to enroll their child in the French immersion program, the following were ranked as very important or important.
  - the advantages of speaking two languages – 99 per cent
  - potential for increased academic achievement – 96 per cent
  - the potential for increased employment options after graduation – 95 per cent
  - heard about it, and it sounded interesting – 33 per cent
  - friends/family members already in immersion – 31 per cent
  - I or my spouse was in French immersion – 31 per cent

Embedded within the open ended comments for this question, the following themes emerged:

- Eight respondents indicated they had a French Heritage and/or spoke that language in the home
- Five respondents felt that their child would be challenged and more engaged by the enriched opportunities provided by the French immersion program
- Five respondents highlighted the benefits with respect to enhanced cognitive development and being more prepared for post-secondary
- Three respondents felt that as Canada is a dual language country, it was important that their child learn French
- Other responses did not create a theme

- When respondents were asked to indicate what source of information influenced their decision to enroll their child in the French immersion program?
  - 81 per cent identified research on the benefits of immersion programming
  - 39 per cent identified conversations with family/friends
  - 35 per cent identified communication from school/school board and educators
  - 9 per cent identified the media

Embedded within the open-ended comments for this question, the following themes emerged:

- Seventeen respondents identified that their own perceived benefit or lived experiences influenced their decision
- Five respondents indicated conversations, open houses and school tours influence their decision
- Three respondents reported day home or preschool as an influence
- Other responses did not create a theme

3. When asked to rate their level of commitment to the French Immersion program and their willingness to support their child to remain in French Immersion until completing High School:

- 60 per cent were strongly committed
- 32 per cent had a few doubts
- 7 per cent had many doubts

Additionally, when respondents were asked to report on how certain they were that their child would complete Grade 6, 9 or 12 French immersion:

- 81 per cent were certain their child would finish grade 6
- 45 per cent were convinced their child would finish grade 9
- 9 per cent were certain their child would finish grade 12

For respondents that indicated their child would not be continuing in the French immersion program through to grade 12, the following reasons were ranked in order of their level of importance to their decision making.

- Teaching quality - 86 per cent
- Their child's academic performance - 74 per cent
- Interest/choice by students themselves - 69 per cent
- Availability of transportation - 67 per cent
- Location of the school - 64 per cent
- Transition to university - 49 per cent
- Social/peer relationships - 46 per cent

Embedded within the open ended comments for this question, the following themes emerged:

- 49 per cent or (37/75) comments identified that the location of the French immersion program at Ardrossan Elementary/Junior High was a concern. Of these, twenty four respondents expressed a desire for a high school in Sherwood Park while eleven respondents were concerned about not having any secondary options in Fort Saskatchewan. Two respondents simply expressed concern about the location of Ardrossan – highlighting distance and travel time as a concern.
- Nine respondents expressed that a decision for their child to not continue in French immersion would be based on their child's own willingness to stay in the program. Sports, extracurricular activities and friends were provided as a rationale.
- Five respondents commented that they had concerns that remaining in French immersion in high school might make it more difficult to get high marks on diploma exams and impact their transition to University.
- Five responded that quality of teaching and quality of education would be an influence.
- Five respondents felt that their child was experiencing frustration or found the program challenging and academic achievement was or would be impacted.
- Three respondents were concerned that they could not assist their child with academics/homework and that this would impact their decision to have their child remain in the program.
- Other comments did not create a theme.

4. When respondents were asked if they felt they have the support they need to engage in their child's learning even though the language of instruction was in French; 77 per cent reported "yes".

Embedded within the open-ended comments for this question, the following top themes emerged:

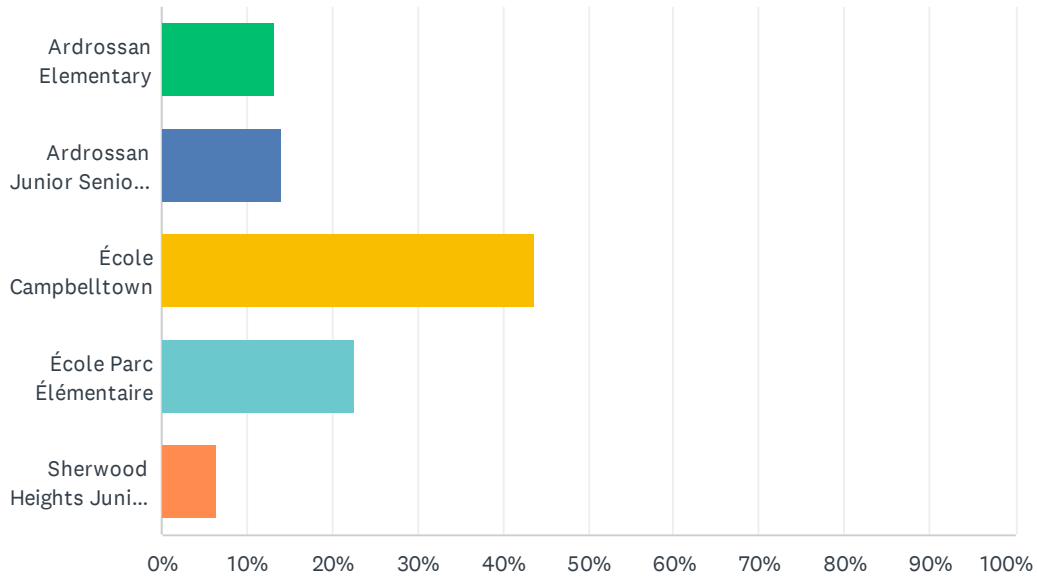
- Teachers and administrators were a great support in enhancing parent involvement -translating, providing resources and links, meetings, intervention support, etc
- Knowing French or having friends/family who knew French was a benefit
- Use of technology- google translate, apps, internet etc. was required

- Additional learning resources at home or in community -books, library, French lessons, cultural events
5. When respondents were asked to indicate how their child's French immersion experience matched the expectations they had before enrolling their child:
- 69 per cent indicated it met expectations
  - 25 per cent indicated it met some expectations
  - 5 per cent said it did not meet expectations
6. When respondents were asked to indicate how satisfied they were with the overall French immersion program:
- 89 per cent reported being very satisfied or satisfied

Respondents were provided space to include any additional comments regarding their child experience in the French immersion program. These were not themed as this information is more relevant at the school level for impacts moving forward.

## Q1 Please indicate the school your child attends.

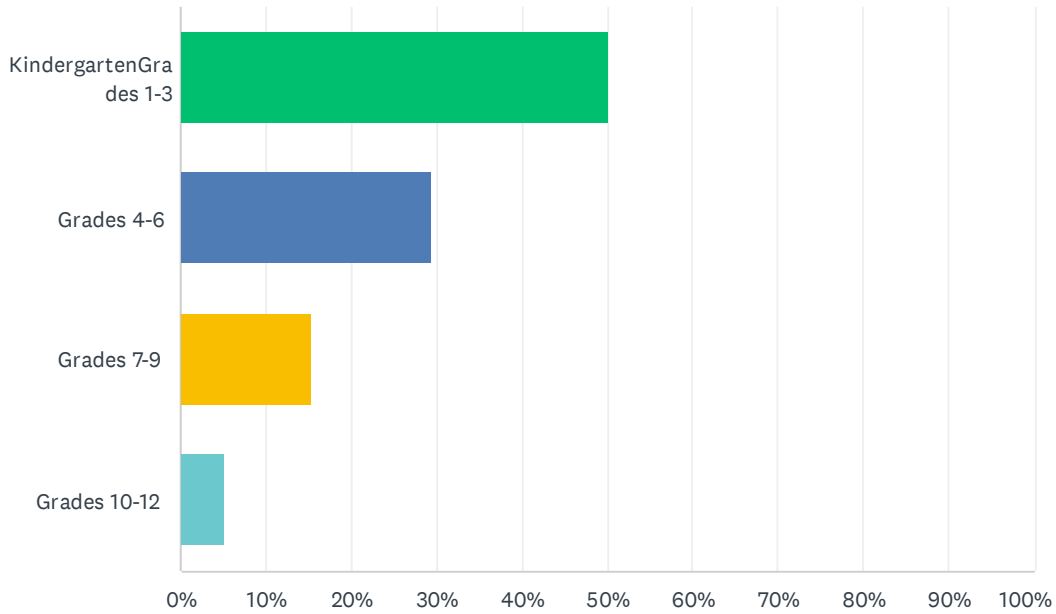
Answered: 293 Skipped: 0



ANSWER CHOICES	RESPONSES	
Ardrossan Elementary	13.31%	39
Ardrossan Junior Senior High	13.99%	41
École Campbelltown	43.69%	128
École Parc Élémentaire	22.53%	66
Sherwood Heights Junior High	6.48%	19
<b>TOTAL</b>		<b>293</b>

## Q2 Please indicate your child's grade.

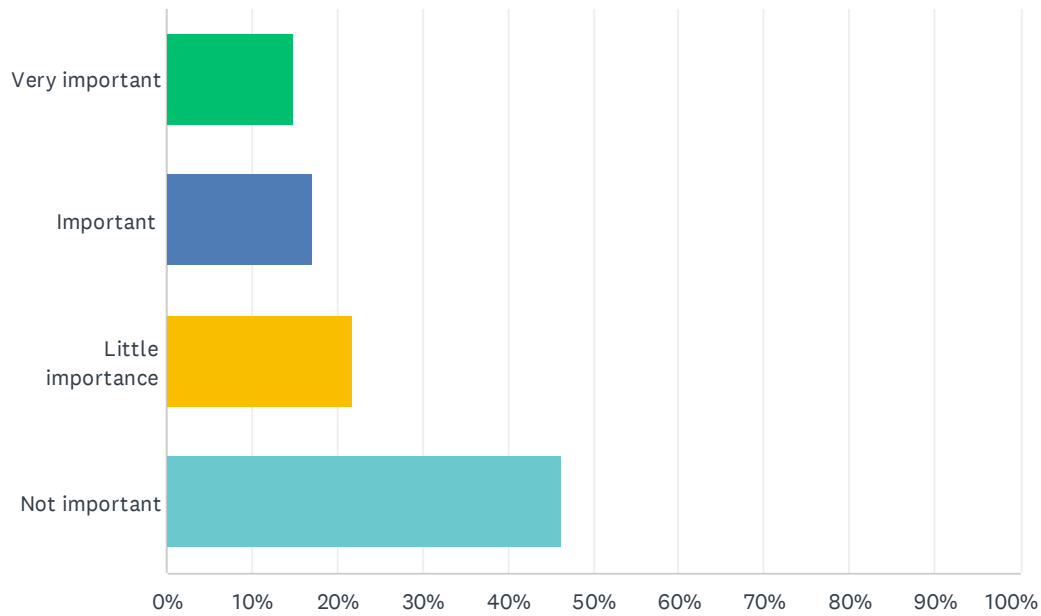
Answered: 293 Skipped: 0



ANSWER CHOICES	RESPONSES	
KindergartenGrades 1-3	50.17%	147
Grades 4-6	29.35%	86
Grades 7-9	15.36%	45
Grades 10-12	5.12%	15
TOTAL		293

### Q3 I have friends/family members already in French immersion

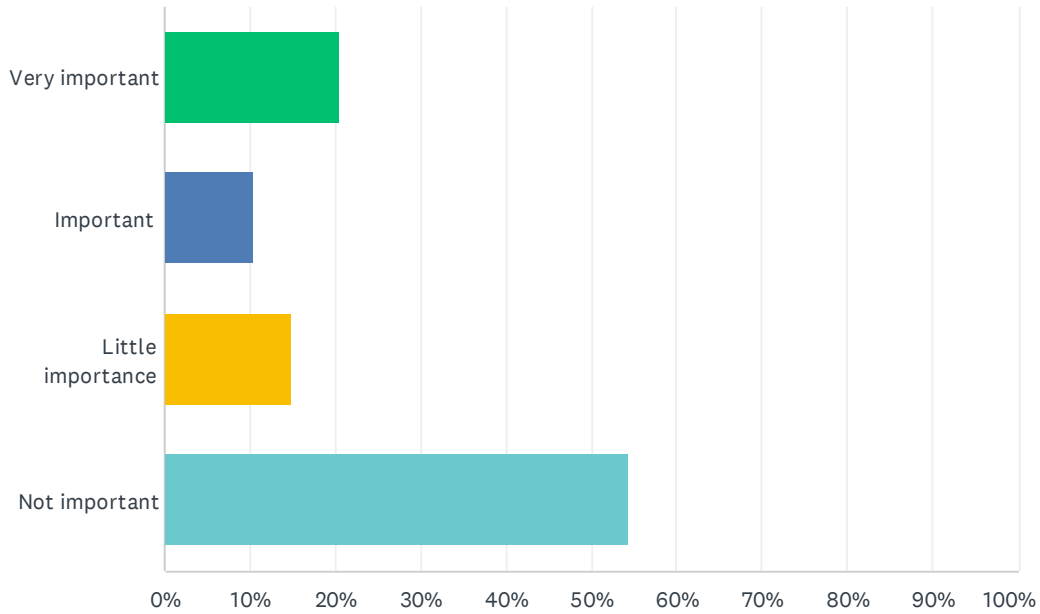
Answered: 289 Skipped: 4



ANSWER CHOICES	RESPONSES	
Very important	14.88%	43
Important	16.96%	49
Little importance	21.80%	63
Not important	46.37%	134
TOTAL		289

## Q4 I or my spouse was in French immersion

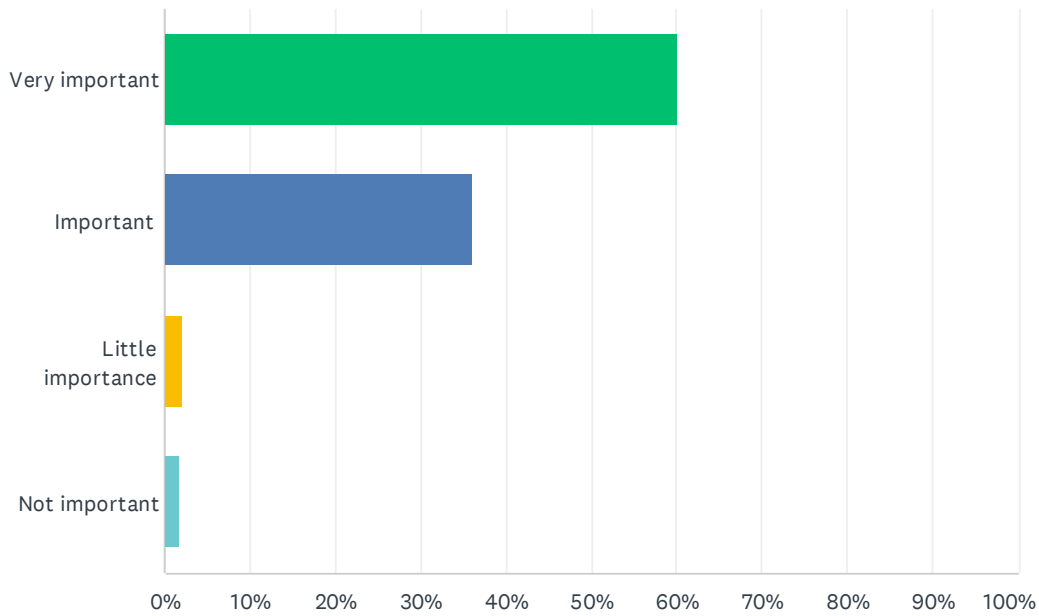
Answered: 289 Skipped: 4



ANSWER CHOICES	RESPONSES	
Very important	20.42%	59
Important	10.38%	30
Little importance	14.88%	43
Not important	54.33%	157
<b>TOTAL</b>		<b>289</b>

## Q5 There is potential for increased academic achievement for my child

Answered: 289 Skipped: 4

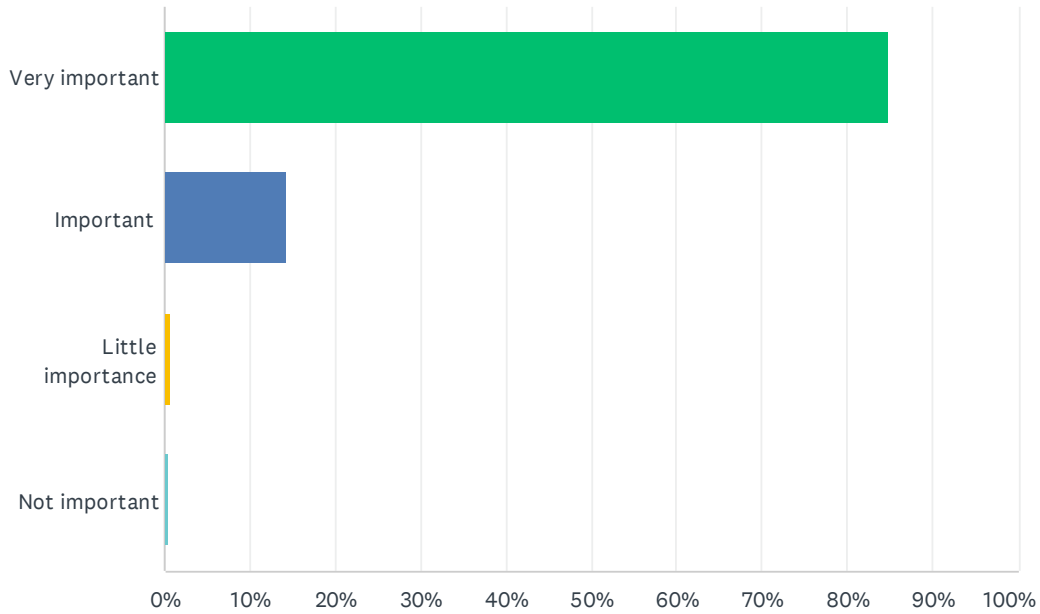


ANSWER CHOICES	RESPONSES	
Very important	60.21%	174
Important	35.99%	104
Little importance	2.08%	6
Not important	1.73%	5
TOTAL		289



## Q6 The advantages of speaking two languages

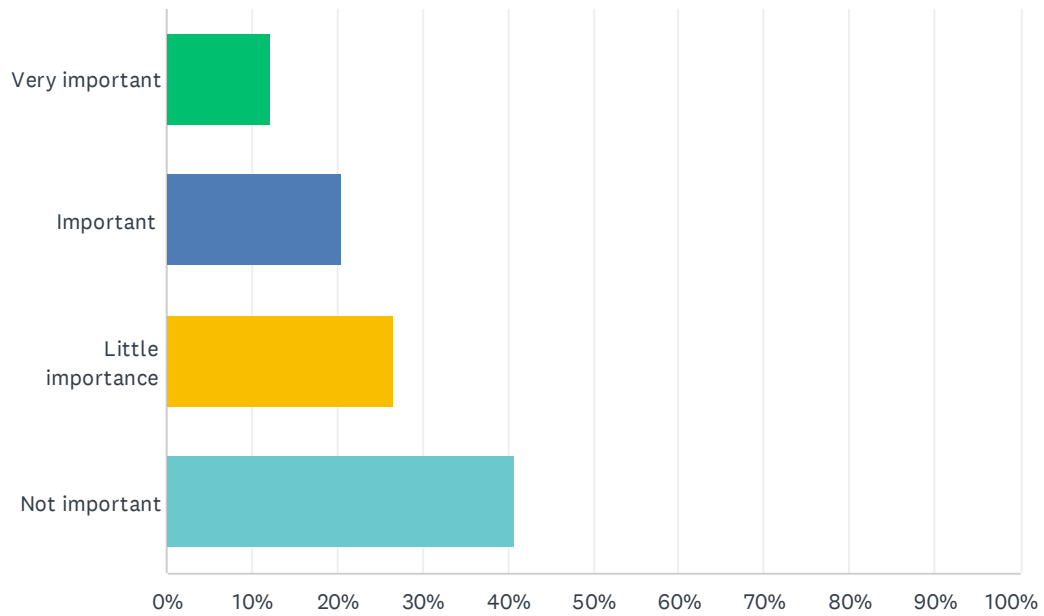
Answered: 289 Skipped: 4



ANSWER CHOICES	RESPONSES	
Very important	84.78%	245
Important	14.19%	41
Little importance	0.69%	2
Not important	0.35%	1
<b>TOTAL</b>		<b>289</b>

## Q7 I heard about it, and it sounded interesting

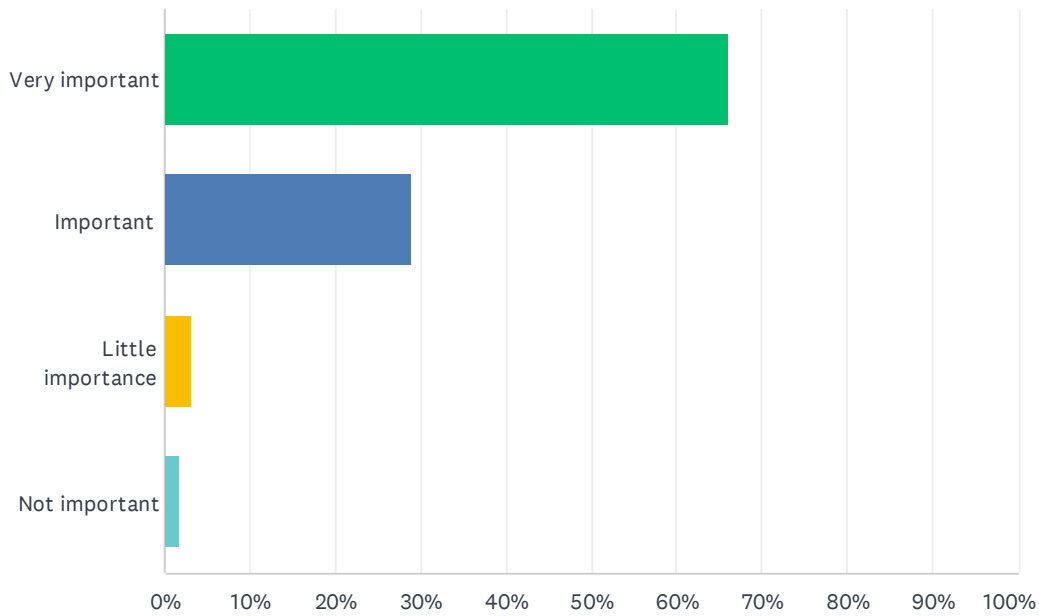
Answered: 289 Skipped: 4



ANSWER CHOICES	RESPONSES	
Very important	12.11%	35
Important	20.42%	59
Little importance	26.64%	77
Not important	40.83%	118
TOTAL		289

## Q8 There is potential for increased employment options after graduation

Answered: 289 Skipped: 4



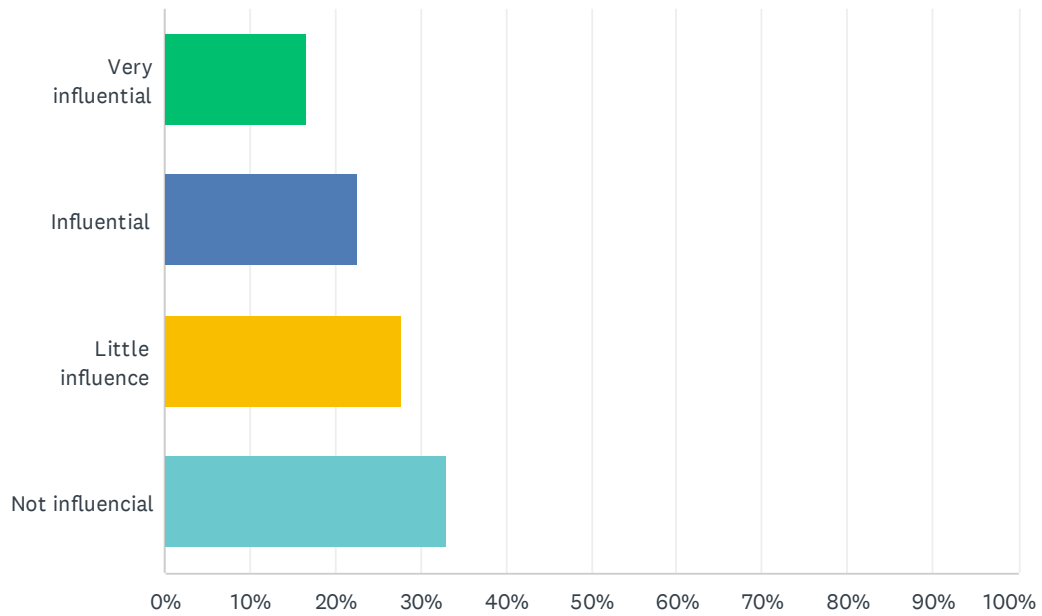
ANSWER CHOICES	RESPONSES	
Very important	66.09%	191
Important	29.07%	84
Little importance	3.11%	9
Not important	1.73%	5
TOTAL		289

## Q9 Other (please specify)

Answered: 35 Skipped: 258

## Q10 Conversations with family/friends

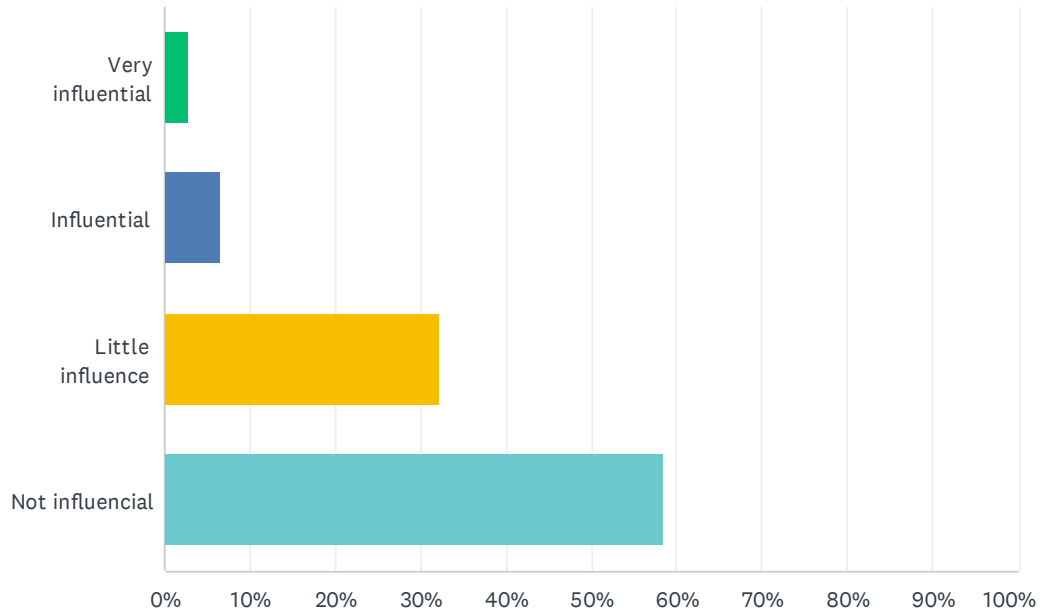
Answered: 288 Skipped: 5



ANSWER CHOICES	RESPONSES	
Very influential	16.67%	48
Influential	22.57%	65
Little influence	27.78%	80
Not influential	32.99%	95
TOTAL		288

## Q11 The media

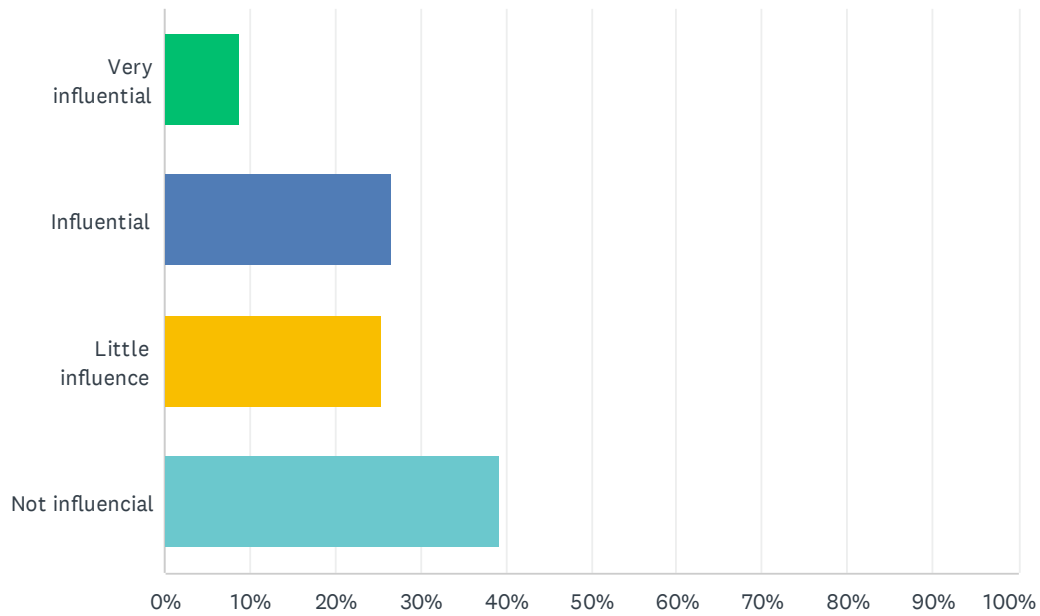
Answered: 288 Skipped: 5



ANSWER CHOICES	RESPONSES
Very influential	2.78% 8
Influential	6.60% 19
Little influence	32.29% 93
Not influential	58.33% 168
TOTAL	288

## Q12 Information from the school/Division

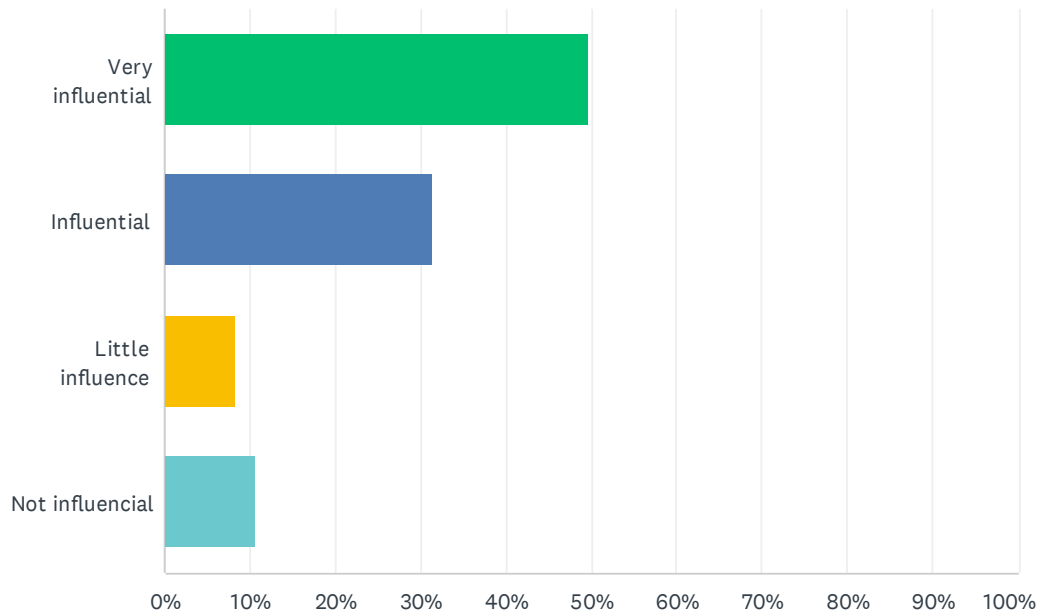
Answered: 288 Skipped: 5



ANSWER CHOICES	RESPONSES	
Very influential	8.68%	25
Influential	26.74%	77
Little influence	25.35%	73
Not influential	39.24%	113
TOTAL		288

## Q13 Research on the benefits of immersion

Answered: 288 Skipped: 5



ANSWER CHOICES	RESPONSES	
Very influential	49.65%	143
Influential	31.25%	90
Little influence	8.33%	24
Not influential	10.76%	31
TOTAL		288

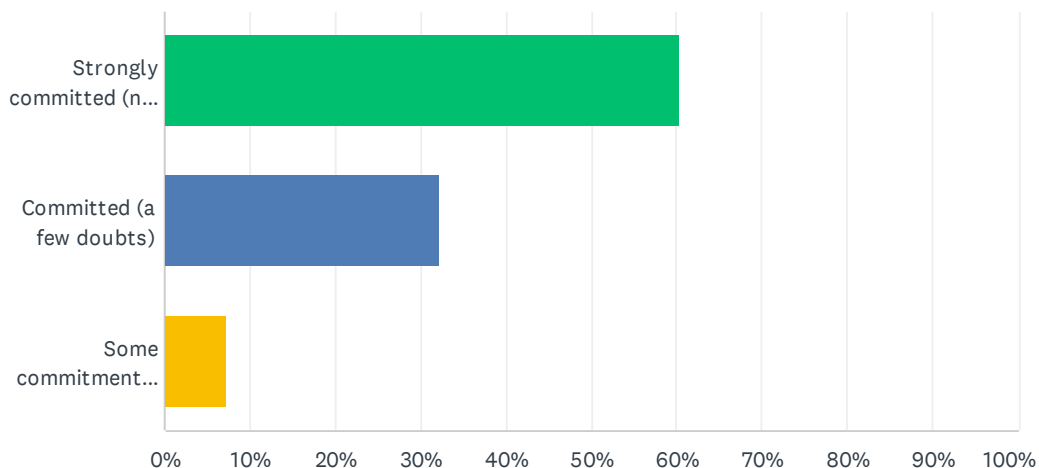


## Q14 Other (please specify)

Answered: 34 Skipped: 259

### Q15 Rate your level of commitment to the French immersion program and your willingness to support your child to remain in French immersion until completing high school.

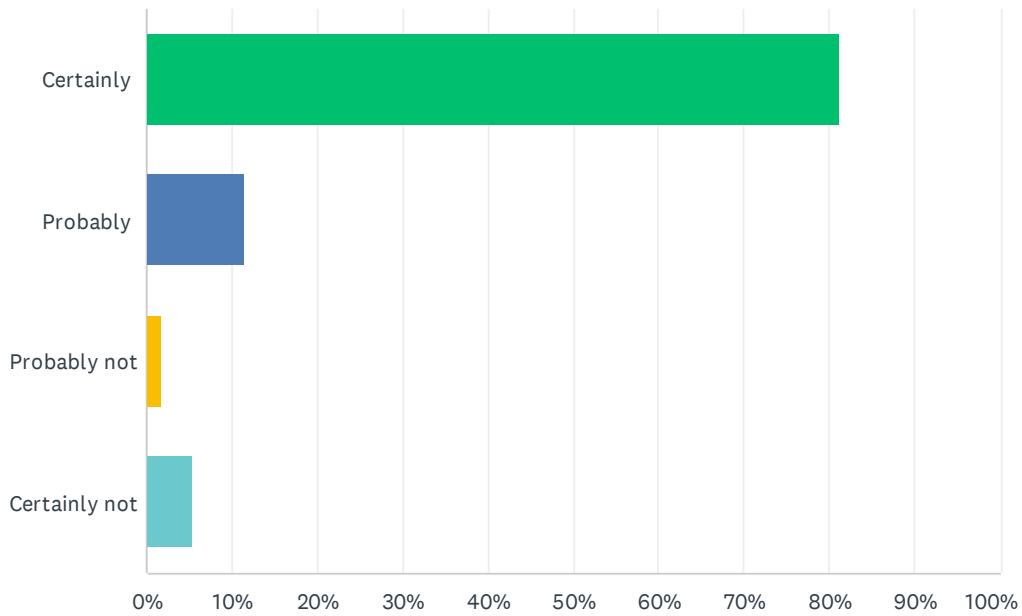
Answered: 288 Skipped: 5



ANSWER CHOICES	RESPONSES
Strongly committed (no doubts)	60.42% 174
Committed (a few doubts)	32.29% 93
Some commitment (many doubts)	7.29% 21
TOTAL	288

## Q16 Do you anticipate your child will finish Grade 6 French immersion?

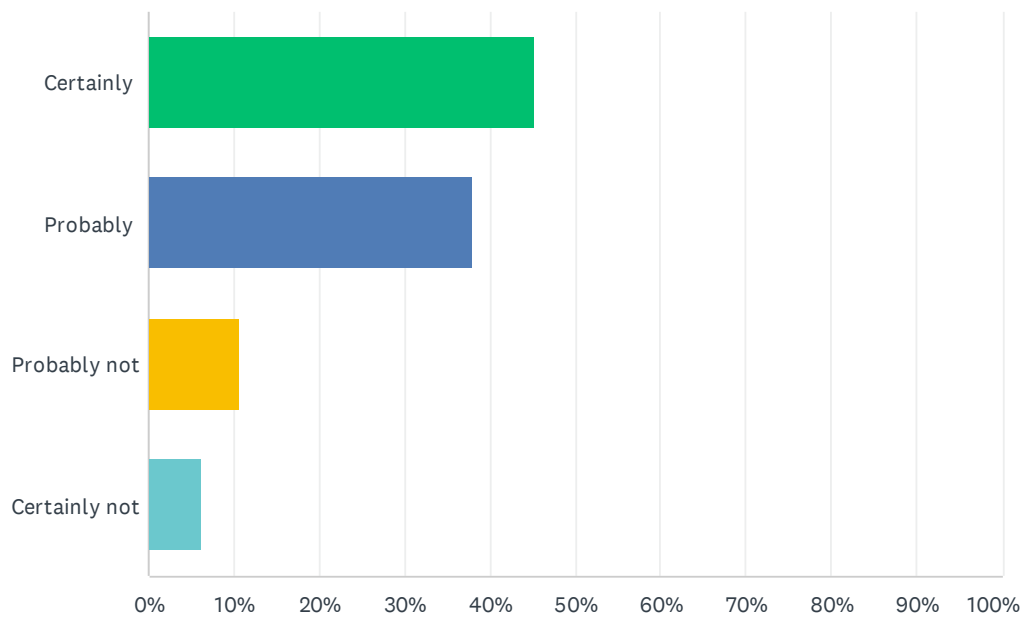
Answered: 112 Skipped: 181



ANSWER CHOICES	RESPONSES	
Certainly	81.25%	91
Probably	11.61%	13
Probably not	1.79%	2
Certainly not	5.36%	6
TOTAL		112

## Q17 Do you anticipate your child will finish Grade 9 French immersion?

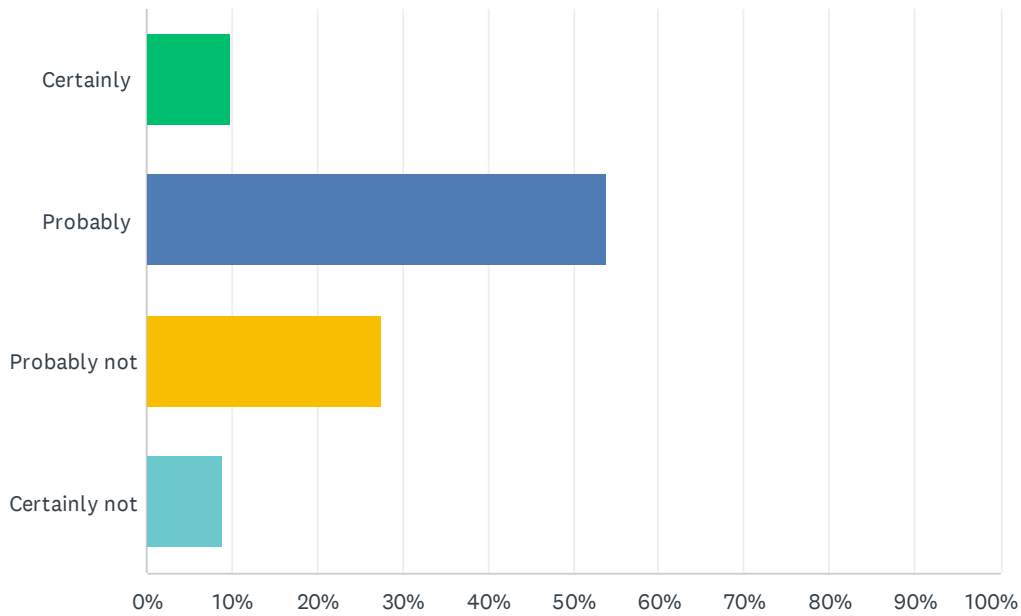
Answered: 113 Skipped: 180



ANSWER CHOICES	RESPONSES	
Certainly	45.13%	51
Probably	38.05%	43
Probably not	10.62%	12
Certainly not	6.19%	7
<b>TOTAL</b>		<b>113</b>

## Q18 Do you anticipate your child will finish Grade12 French immersion?

Answered: 113 Skipped: 180



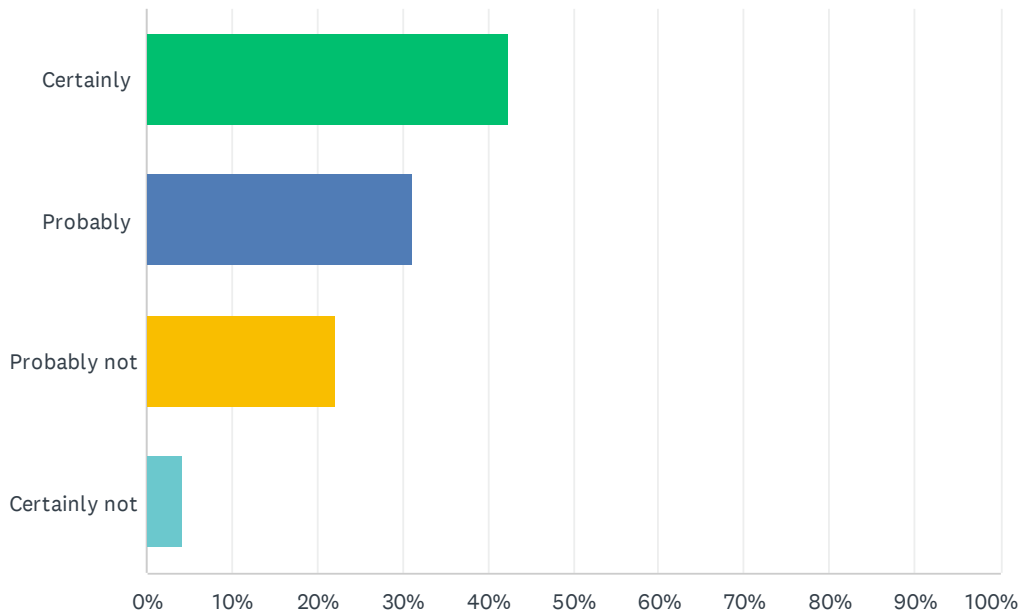
ANSWER CHOICES	RESPONSES	
Certainly	9.73%	11
Probably	53.98%	61
Probably not	27.43%	31
Certainly not	8.85%	10
TOTAL		113

## Q19 Please explain your answers.

Answered: 75 Skipped: 218

## Q20 Your child's academic performance

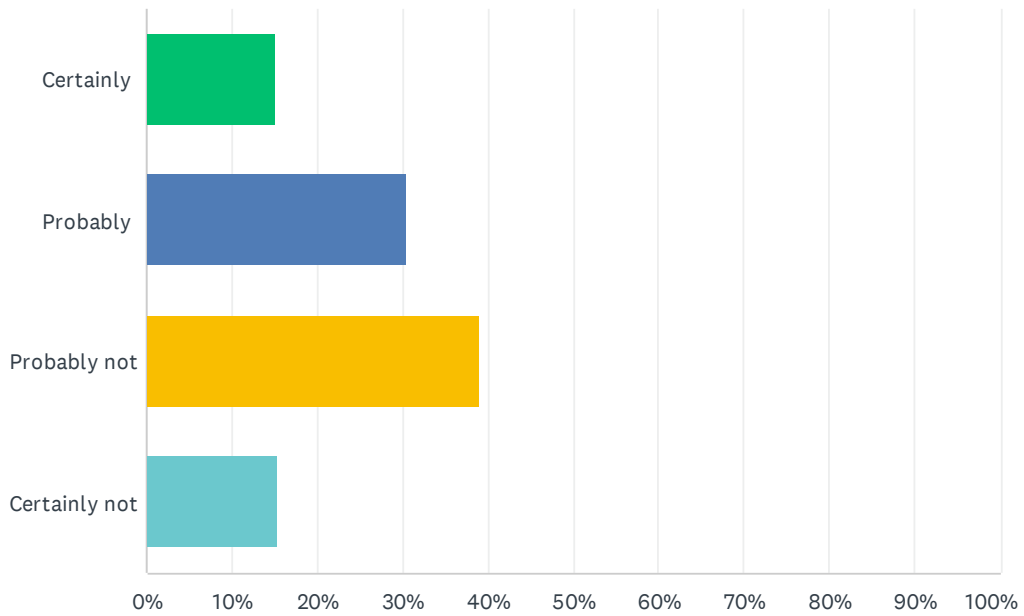
Answered: 285 Skipped: 8



ANSWER CHOICES	RESPONSES	
Certainly	42.46%	121
Probably	31.23%	89
Probably not	22.11%	63
Certainly not	4.21%	12
TOTAL		285

## Q21 Social/peer relationships

Answered: 285 Skipped: 8

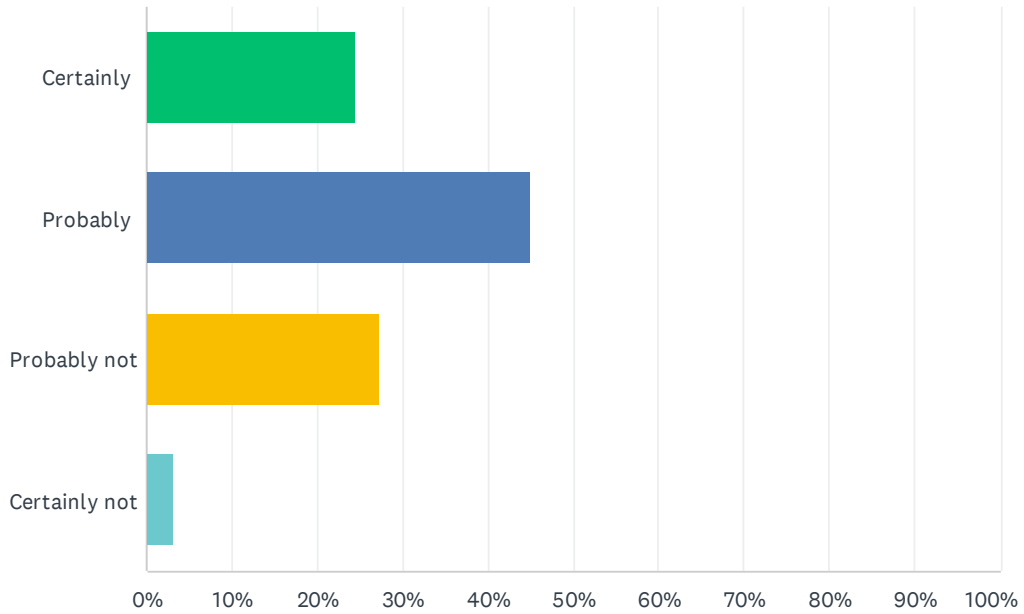


ANSWER CHOICES	RESPONSES
Certainly	15.09% 43
Probably	30.53% 87
Probably not	38.95% 111
Certainly not	15.44% 44
TOTAL	285



## Q22 Interest/choice by student themselves

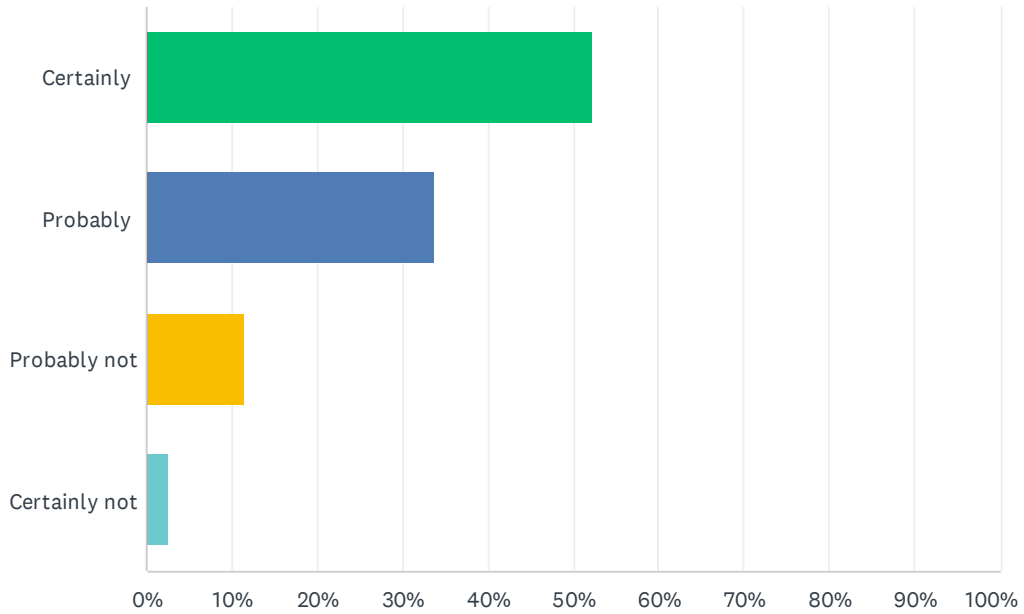
Answered: 285 Skipped: 8



ANSWER CHOICES	RESPONSES	
Certainly	24.56%	70
Probably	44.91%	128
Probably not	27.37%	78
Certainly not	3.16%	9
TOTAL		285

## Q23 Teaching quality

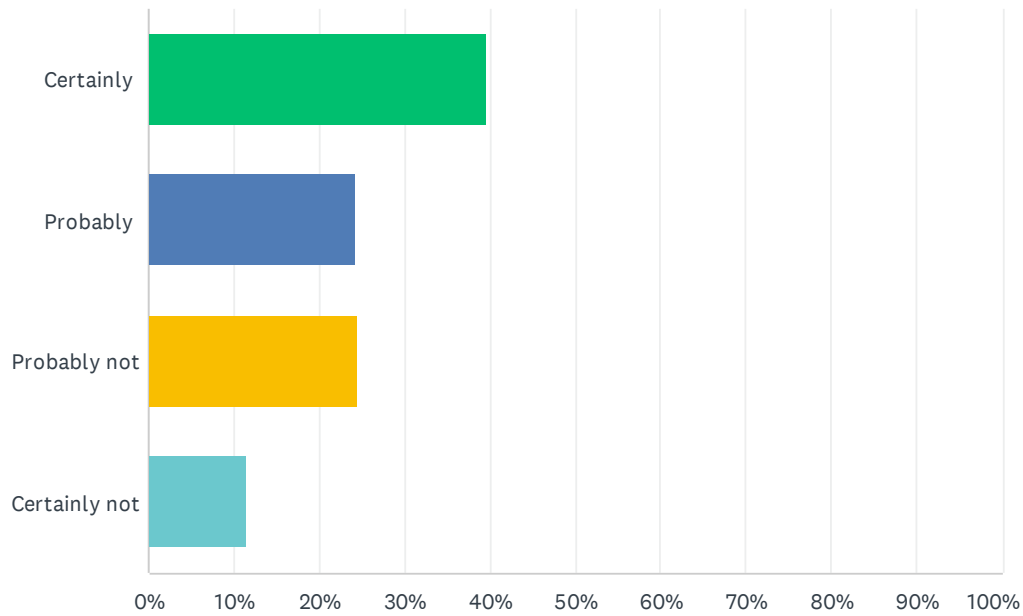
Answered: 285 Skipped: 8



ANSWER CHOICES	RESPONSES	
Certainly	52.28%	149
Probably	33.68%	96
Probably not	11.58%	33
Certainly not	2.46%	7
TOTAL		285

## Q24 Location of the school offering French immersion programming

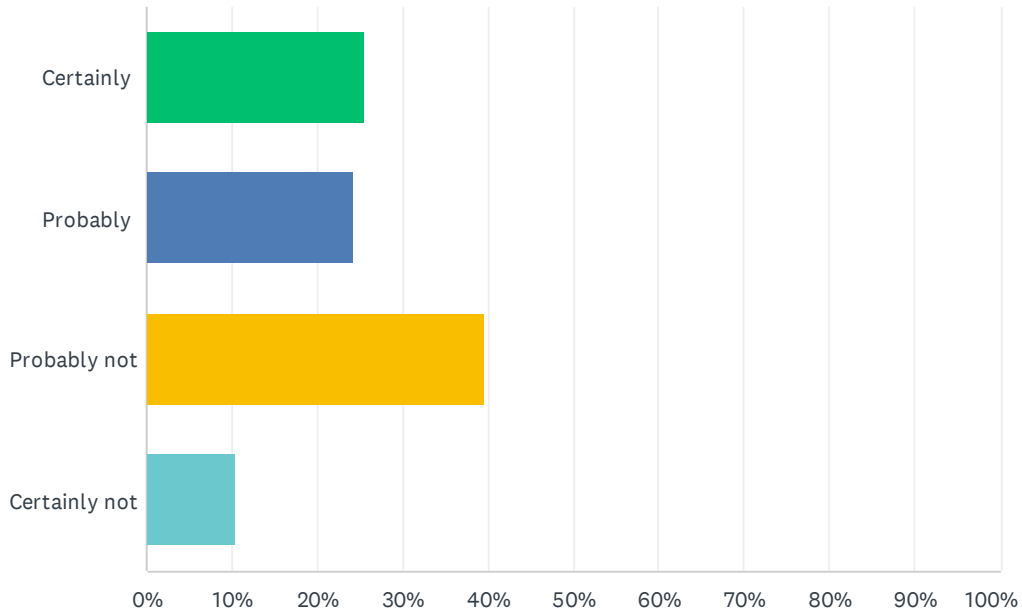
Answered: 285 Skipped: 8



ANSWER CHOICES	RESPONSES	
Certainly	39.65%	113
Probably	24.21%	69
Probably not	24.56%	70
Certainly not	11.58%	33
TOTAL		285

## Q25 Transition to university

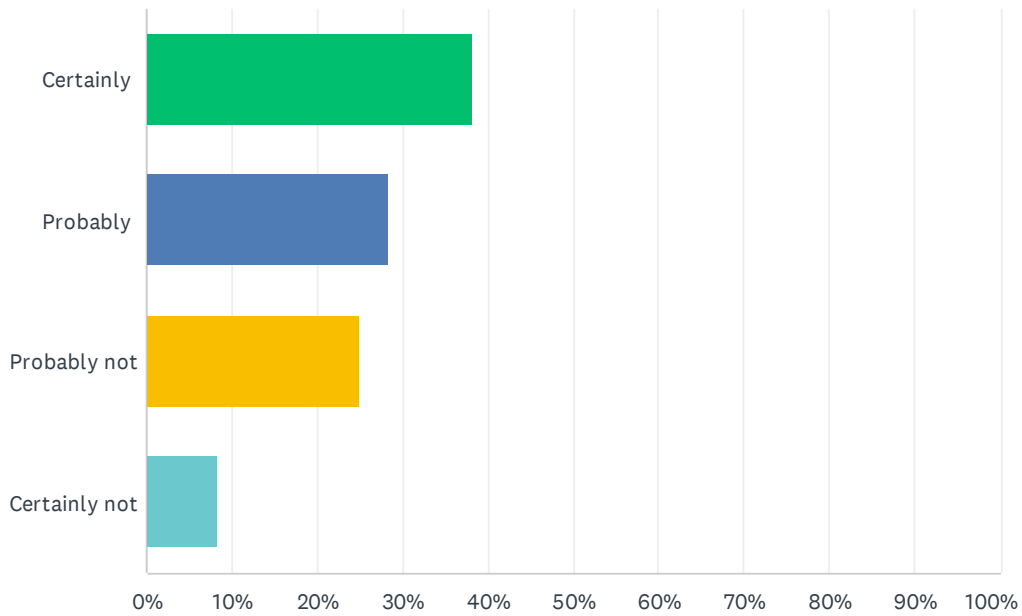
Answered: 285 Skipped: 8



ANSWER CHOICES	RESPONSES	
Certainly	25.61%	73
Probably	24.21%	69
Probably not	39.65%	113
Certainly not	10.53%	30
TOTAL		285

## Q26 Availability of transportation

Answered: 285 Skipped: 8



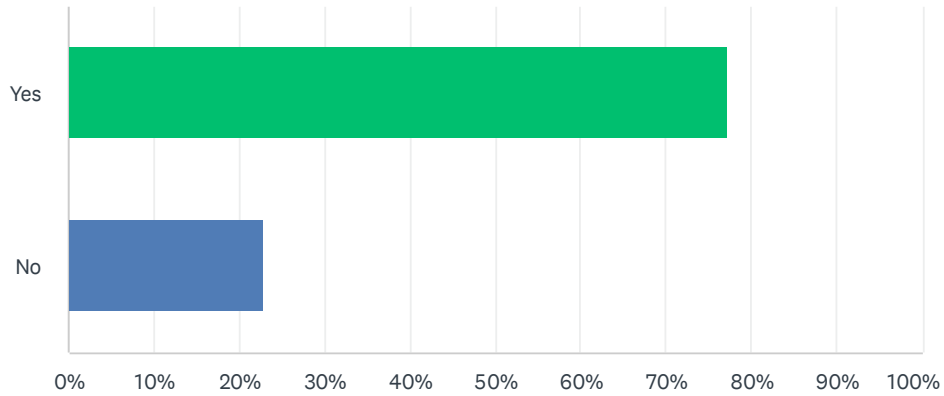
ANSWER CHOICES	RESPONSES	
Certainly	38.25%	109
Probably	28.42%	81
Probably not	24.91%	71
Certainly not	8.42%	24
TOTAL		285

## Q27 Other (please specify) or additional comments

Answered: 42 Skipped: 251

## Q28 Do you feel you have the support you need to engage in your child's learning even though the language of instruction is in French?

Answered: 272 Skipped: 21



ANSWER CHOICES	RESPONSES	
Yes	77.21%	210
No	22.79%	62
TOTAL		272

**Q29 What supports did you receive/utilize to engage in your child's education?**

Answered: 272 Skipped: 21

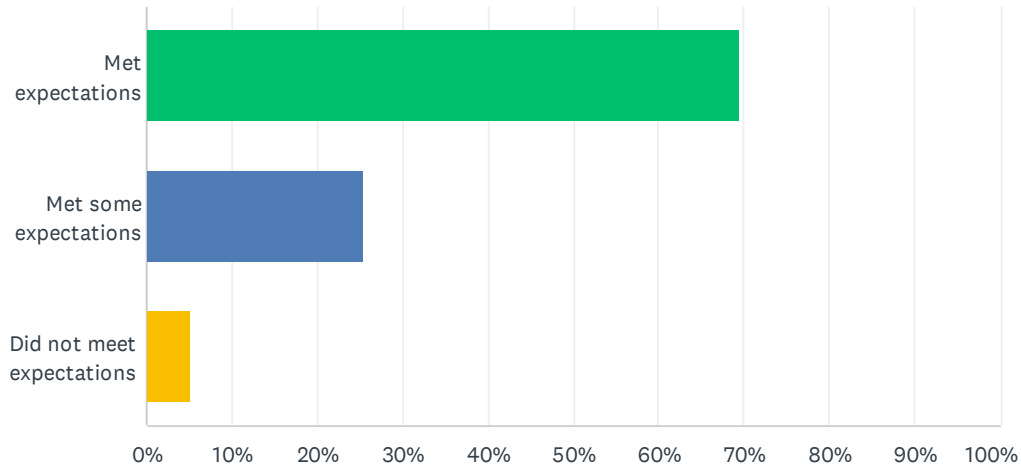


## Q30 What supports would be beneficial to engage you in your child's education?

Answered: 272 Skipped: 21

### Q31 Indicate how your child's French immersion experience matches the expectations you had before enrolling your child.

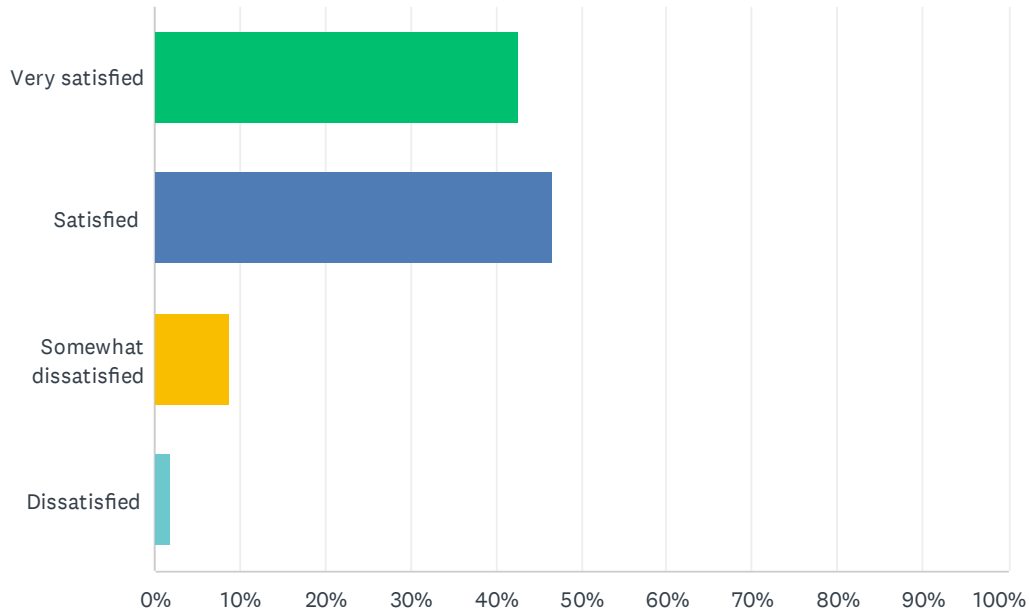
Answered: 272 Skipped: 21



ANSWER CHOICES	RESPONSES	
Met expectations	69.49%	189
Met some expectations	25.37%	69
Did not meet expectations	5.15%	14
<b>TOTAL</b>		<b>272</b>

### Q32 Indicate how satisfied you are overall with the French immersion program.

Answered: 272 Skipped: 21



ANSWER CHOICES	RESPONSES	
Very satisfied	42.65%	116
Satisfied	46.69%	127
Somewhat dissatisfied	8.82%	24
Dissatisfied	1.84%	5
<b>TOTAL</b>		<b>272</b>

**Q33 Please include any additional comments regarding your child's experience in the French immersion program.**

Answered: 101 Skipped: 192