

School Education Plan and Results Report
2012-2015
Year 2 (2013-14)



Elk Island Public Schools



School Profile and Foundation Statements

School Goals:

1. To increase community involvement by developing citizenship, and encouraging a school culture of critical thinking and societal responsibility.
To foster a sense of school belonging by integrating and demonstrating our school virtues (Respect, Integrity, Loyalty and Commitment) into all aspects of school culture at Ardrossan Jr. Sr. High School.
2. To enhance quality of instruction and maintain number of programs to accommodate student demographics.
3. To enhance student achievement and improve student engagement through a variety of innovative teaching practices and alternative learning environments.

Elk Island Goals:

- Students have engaging and collaborative learning experiences that prepare them to be active, creative, and knowledgeable participants in our global society.
- Students have engaging and collaborative learning experiences that prepare them to be critical thinkers and problem-solvers.
- Students are global citizens who respect and value diversity.
- *All* students have their individual needs met within inclusive learning environments.

Elk Island Public Schools Guiding Principles:

- We provide our students with access to high quality education.
- We make decisions in the best interests of our students.
- We make decisions that reflect our core values and align with division and school goals.
- We make decisions based on equity of resources and opportunities.
- We are accountable to our students, our communities, and our division.
- We meet students' needs through cooperative efforts in the design and delivery of effective programs.
- We share responsibility for creating and nurturing relationships that respect diversity and community uniqueness.
- We form relationships based on trust, confidence, respect, and open communication.

Provincial Goals:

Goal 1: An excellent start to learning

Children are reaching emotional, social, intellectual and physical development milestones and are ready for school.

Goal 2: Success for every student

Students achieve Alberta's student learning outcomes and demonstrate citizenship, entrepreneurship, and proficiency in literacy and numeracy. The achievement gap between First Nations, Métis and Inuit (FNMI) students and all other students is eliminated. Student learning needs are supported.

Goal 3: Quality teaching and school leadership

Teacher preparation and professional growth focus on the competencies needed to help students learn. Effective learning and teaching is achieved through collaborative leadership.

Goal 4: Engaged and effective governance

The education system demonstrates collaboration and engagement with Aboriginal communities, business, industry, and the public. Students and communities have access to safe and healthy learning environments.

School Based Professional Learning Day	Topic and brief description of plan (1 to 2 sentences)	Linked to School Goal
November 01	Staff worked on School Education Plan, Counsellors went over template on IPP's, "Discovery Education" using website as a tool for innovative learning. Inspiring Education document intro. Ten staff participated in the NASP archery program so that they will be certified to instruct archery.	1, 2, 3
April 11	Ongoing work with School Education Plan. Sharing of sites used on Discovery Education. Small groups – sharing of assessment and best practices with grade book. Inspiring Education, look for examples by teachers.	1, 3
May 16	Review of School Education Plan, plans for 2014/15. PLC Groups – Inspiring Education, project based learning, innovative teaching and learning practices, character education and citizenship.	1, 2, 3

School Goal 1

To increase community involvement by developing citizenship, and encouraging a school culture of critical thinking and societal responsibility.

To foster a sense of school belonging by integrating and demonstrating our school virtues (Respect, Integrity, Loyalty and Commitment) into all aspects of school culture at Ardrossan Jr. Sr. High School.

Strategies

Continue the Peer Mentoring Program

- Match high school role models with grade 7 students to encourage positive school relationships and develop leadership skills through 20 minute weekly classroom visits
 - Help with transition between elementary and junior high
 - Activities include door decorating, pep rally, food drive, icebreakers, games, spirit week promotion, class discussions, etc.
 - Promote a sense of community within the school

Continue with Expecting Respect Program

- Select grade 9 students to attend EIPS Expecting Respect training and then have them return to school to present lessons on bullying, cybersafety, tobacco and alcohol use, healthy relationships to grade 7 classes

Expand opportunities for students to engage in Student Leadership Activities

- Work with students to host activities to build increased school pride and societal responsibility
 - Activities include Read-in Week, Candygrams, Christmas Food Drive, Youth Shelter Clothing Drive, Penny Drive, Random Acts of Kindness Week, Jr. High Dances, Halloween activities, Western Day
 - Encourage students to be involved in community leadership opportunities (for example, Students Against Drinking and Driving Conference, Speak Out Forum)
 - Ardrossan Parade

Model and reinforce school virtues

- Week of Welcome Activities – revise to morning break – to celebrate 4 virtues (Cookie Monday, Frozen Yogurt Tuesday, Hot Dog Lunch Wednesday, Blue/White Day Thursday, Football Homecoming, Staff vs. Student Tug 'O War)
- Bison Pride red certificates – positive referrals

Highlight and Promote Student Achievement and Accomplishments

- Awards nights (Academic and Extracurricular) – new format, at the school
- Use of Television Announcements, School website, online newsletter, school twitter, and outdoor sign to celebrate student success with the community
- Use of Front display case and bulletin board to showcase “Cool Bisons” – assign to school depts.
- Work with media to increase our school presence in the media and to build media relations, ie., art wall project, “Before I Die”

Promote Healthy Relationships

- School presentations and posters to promote healthy relationships among students

- Ardrossan has partnered with Concrete Theatre to present The Bully Project, a participatory theatre presentation for Grade 9's in April. This play involves the audience in stories about bullying and how to solve conflict.
- Saffron Cyberbullying Sessions
- Pink Shirt Day was started by 2 boys in Nova Scotia who encouraged their classmates to wear pink in support of a Grade 9 student who was bullied. This day has taken off around the country and in 2012-2013, a committee led by Grades 10 and 11 students designed and silk-screened t-shirts for Ardrossan's Pink Shirt Day in February 2013. We plan to continue this initiative this year. On February 26, classes will discuss the values behind wearing a pink shirt and students will watch a video about preventing bullying.
- Gay-Straight Alliance, student-run and teacher-supported school-based group will work to create safe, caring and inclusive spaces for LGBTQ students and their allies in school.

Tell Them From Me Survey

Strategy

We will use data from TTFM survey (to be administered in February 2014) and compare it with previous results. Based on the data, we will be able to identify areas of strengths as well as areas for improvement.

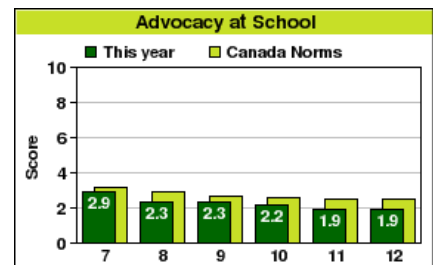
Performance Indicators

1. Tell Them From Me Survey Results

Advocacy at School

Students feel they have someone at school who consistently provides encouragement and can be turned to for advice.

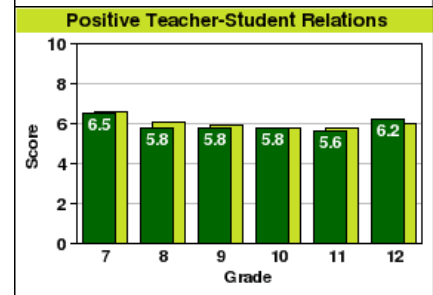
- In this school, students rated Advocacy at School 2.2 out of 10. The Canada norm for these grades is 2.7.
- In this school, Advocacy at School was rated 2.2 out of 10 by girls and 2.3 out of 10 by boys. The Canada norm for girls is 2.7 and for boys is 2.8.



Positive Teacher-Student Relations

Students feel teachers are responsive to their needs, and encourage independence with a democratic approach.

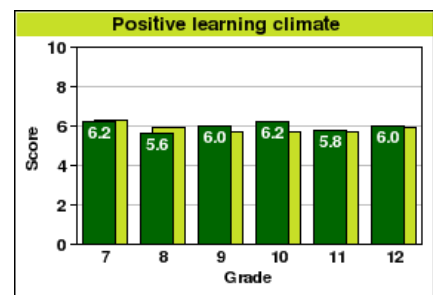
- In this school, Positive Teacher-Student Relations were rated 5.9 out of 10. The Canada norm for these grades is 6.
- In this school, Positive Teacher-Student Relations were rated 6 out of 10 by girls and 5.8 out of 10 by boys. The Canada norm for girls is 6.1 and for boys is 5.9.



Positive learning climate

There are clear rules and expectations for classroom behaviour. Students understand these and teachers maintain high expectations that they be followed.

- In this school, students rated Disciplinary Climate of the Classroom 6 out of 10. The Canada norm for these grades is 5.9.
- In this school, Disciplinary Climate of the Classroom was rated 6 out of 10 by girls and 5.9 out of 10 by boys. The Canada norm for girls is 5.9 and for boys is 5.8.



2. Accountability Pillar

Accountability Pillar Overall Summary		Current Result 2013	Previous 3-yr Average
Survey Results			
Percentages of teachers, parents and students who are satisfied that students model the characteristics of active citizenship.	Ardrossan Junior Senior High School	75.3	74.6
	Province	83.4	82.0
Percentage of teacher, parent and student agreement that: students are safe at school, are learning the importance of caring for others, are learning respect for others and are treated fairly in school.	Ardrossan Junior Senior High School	85.1	85.9
	Province	89.0	88.1

3. Staff and student peer helper program survey results.

School Education Results Report (2012/2013)

- Maintained 85.1% Safe and Caring Schools compared to the previous two 3 year averages of 85.9 & 83.3%, Accountability Pillar Survey.
- Grade 10, 11 mentoring program with Grade 7 & 8 students very successful, door decorating, pep rally, food drive, icebreakers, games, spirit week promotion, class discussions, etc.
- Concrete Theatre bullying presentation attended by Grades 7-11 students.
- Respectful environment exceeded target of 84%, achieved 85.1%, Accountability Pillar Survey.
- Students modeling citizenship has risen from 69.69% in 2009 to 75.3%, Accountability Pillar Survey.
- Many activities that were held like Week of Welcome, very positive in terms of reinforcing our core values and building relationships with our feeder schools.
- Use of Social Services, Family School Liaison, RCMP, community support to help students at risk.

School Goal 2

To enhance quality of instruction and maintain number of programs to accommodate student demographics.

Strategies

- Qualified teachers teaching within their areas of expertise.
- Diagnostic testing, as required, to ensure appropriate course placement for students.
- Adapt timetable to meet student needs with changing student dual track demographics.
- Encourage and explore innovative teaching and learning strategies across the subject areas (Moodle, iPads, social media).
- Promote staff collaboration to incorporate cross curriculum objectives.

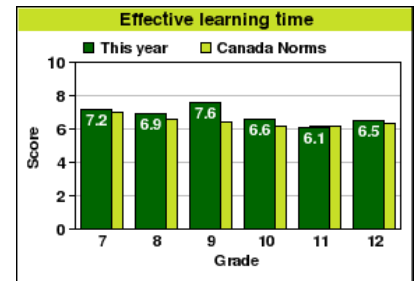
Performance Indicators

Tell Them From Me Survey Results

Effective learning time

Important concepts are taught well, class time is used efficiently, and homework and evaluations support course objectives.

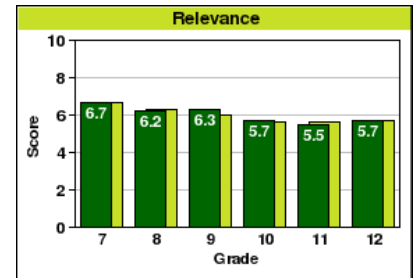
- In this school, students rated Effective Classroom Learning Time 6.8 out of 10. The Canada norm for these grades is 6.5.
- In this school, Effective Classroom Learning Time was rated 6.9 out of 10 by girls and 6.7 out of 10 by boys. The Canada norm for girls is 6.5 and for boys is 6.4.



Relevance

Students find classroom instruction relevant to their everyday lives.

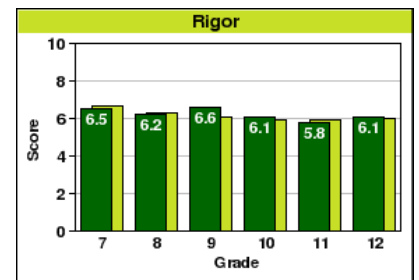
- In this school, students rated Relevance 6 out of 10. The Canada norm for these grades is 6.
- In this school, Relevance was rated 6.1 out of 10 by girls and 5.9 out of 10 by boys. The Canada norm for girls is 6 and for boys is 5.9.



Rigor

Students find the classroom instruction is well-organized, with a clear purpose, and with immediate and appropriate feedback that helps them learn.

- In this school, students rated Rigor 6.2 out of 10. The Canada norm for these grades is 6.2.
- In this school, Rigor was rated 6.4 out of 10 by girls and 6.1 out of 10 by boys. The Canada norm for girls is 6.2 and for boys is 6.1.



2. Accountability Pillar

Accountability Pillar Overall Summary		<i>Current Result 2013</i>	<i>Previous 3-yr Average</i>
Survey Results			
Overall teacher, parent and student satisfaction with the opportunity for students to receive a broad program of studies, including fine arts, career, technology, and health and physical education.	Ardrossan Junior Senior High School	87.5	85.9
	Province	81.5	80.7
Overall teacher, parent and student satisfaction with the overall quality of basic education.	Ardrossan Junior Senior High School	86.1	86.3
	Province	89.8	89.3

School Education Results Report 2012/2013

- Diagnostic testing for students was undertaken with classroom instruction and assessment modifications were implemented.
- Innovative teaching and learning strategies were noted in classroom visits, use of iPads, Google docs, Moodle, social media, smartboards and math manipulatives.
- Teachers met regularly once a month to share ideas/methods for curriculum and cross curriculum development.
- Common framework for PowerSchool, Gradebook and assessment, effective communication tools for parents.

School Goal 3

To enhance student achievement and improve student engagement through a variety of innovative teaching practices and alternative learning environments.

Strategies

- As a dual track school we will review our timetable to ensure the necessary courses are available to all students.
- Core teachers and coordinators will conduct an in-depth department analysis of PAT and Diploma results to determine specific area of strength as well as areas which require improvement.
- Coordinators will develop and implement a plan to improve tracking and learning by identifying department priorities.
- Continue to utilize the inquiry process, project based, and collaborative learning experiences in instructional practice.
- Staff PD (marking PAT and Diploma exams).
- Staff PD (PAT and DIP working groups).
- AB Ed field tests for PATs and Diploma exams.
- Co-collegial cooperative planning and teaching using best practices to challenge and engage students.
- Encourage and explore innovative teaching and learning strategies across the subject areas (Moodle, iPads, social media & Google docs).
- Have consultant or staff member link curriculum and practice.
- Strategies for staff to encourage responsible use of personal digital devices.
- Obtain more iPads and another iPad cart.
- Continue to connect & install iPads to smartboards.
- Discovery Education, as an online tool to improve student achievement.

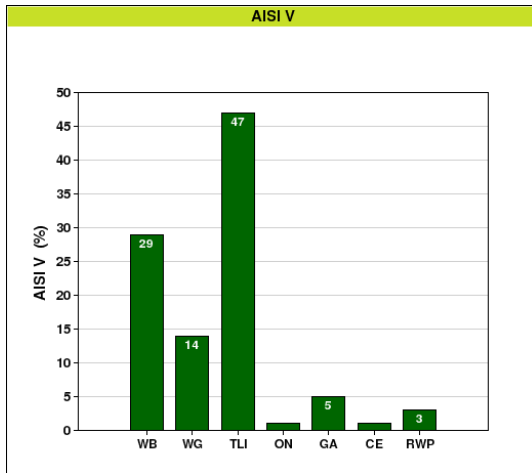
Performance Indicators – From Staff

- Students will be able to use an online site to enhance learning.
- Move from Moodle to other platforms ie., Google drive, Dropbox, Edmodo, etc.
- Increased student engagement.
- Increased access to the internet for information.
- Use of apps.
- Students able to access and use classroom resources from home (ie., teachers could email missed work to a student).
- Learning becomes more student directed and accessible.

1. Tell Them From Me Survey (TTFM) Results

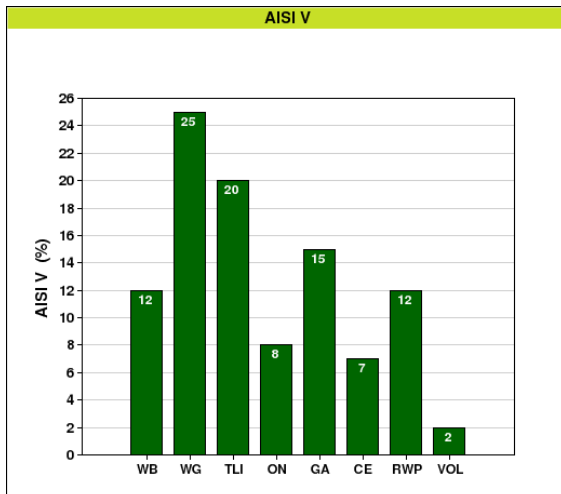
Students were asked: “Tell Us How You Learn in School”

- Workbooks (WB)
- Work in groups (WG)
- Teacher-led Instruction (TLI)
- Online (ON)
- Activities Designed Like a Game (GA)
- Connect with experts outside the Classroom (CE)
- Learn while I help with real-world problems (RWP)



Students were asked: “How Would You Like to Learn”

- Workbooks (WB)
- Work in groups (WG)
- Teacher-led instruction (TLI)
- Online (ON)
- Activities designed like a Game (GA)
- Connect with experts outside the Classroom (CE)
- Learn while I help with real-world problems
- (RWP)- View online lessons and homework at school (VOL)



2. Accountability Survey Results (with respect to PATs)

Accountability Pillar Overall Summary		Current Result 2013	Previous 3-yr Average
Provincial Achievement Tests			
Overall percentage of students in Grades 3, 6 and 9 who achieved the acceptable standard on provincial achievement tests.*	Ardrossan Junior Senior High School	89.2	92.2
	Province	79.0	79.2
Overall percentage of students in Grades 3, 6 and 9 who achieved the standard of excellence on provincial achievement tests.	Ardrossan Junior Senior High School	24.8	24.3
	Province	18.9	19.9

3. Provincial Achievement Tests Results

Provincial Achievement Tests Detailed Results		Current Result 2013		Previous 3 year Average	
		Acceptable	Excellent	Acceptable	Excellent
Junior High					
English Language Arts 9	Ardrossan Junior Senior High School	90.8	19.1	93.2	19.1
	Province	76.4	14.7	78.6	15.9
English Lang Arts 9 KAE	Ardrossan Junior Senior High School	**	**	94.1	9.5
	Province	62.4	4.3	65.2	7.2
French Language Arts 9	Ardrossan Junior Senior High School	84.4	12.5	88.5	6.1
	Province	87.2	13.9	87.5	13.2
Mathematics 9	Ardrossan Junior Senior High School	82.7	26.6	82.6	22.9
	Province	66.5	18.2	66.3	17.6
Mathematics 9 KAE	Ardrossan Junior Senior High School	57.1	0	91.4	30.6
	Province	65.9	14.7	64.3	15.2
Science 9	Ardrossan Junior Senior High School	88.7	33.1	91.9	32.8
	Province	72.6	19.9	74.2	20.3
Science 9 KAE	Ardrossan Junior Senior High School	**	**	93.3	16.7
	Province	68.4	17.1	68.2	15.6
Social Studies 9	Ardrossan Junior Senior High School	76.3	18.0	81.6	22.0
	Province	65.3	18.7	68.4	19.0
Social Studies 9 KAE	Ardrossan Junior Senior High School	50	0	92.5	25.4
	Province	64.6	13.0	63.3	14.4

*The percentages achieving the acceptable standard include the percentages achieving the standard of excellence

Results are based on all students registered in that grade. Students who did not write the achievement test (excused from writing or absent) are included in the calculation of the results.

4. Accountability Pillar Results (with respect to Diploma Exams)

Accountability Pillar Overall Summary		Current Result 2013	Previous 3-yr Average
Overall percentage of students who achieved the acceptable standard on diploma examinations (overall results).	Ardrossan Junior Senior High School	90.4	91.0
	Province	84.6	82.5
Overall percentage of students who achieved the standard of excellence on diploma examinations (overall results).	Ardrossan Junior Senior High School	23.0	23.8
	Province	21.7	20.1

5. Diploma Exam Results

		Current Result 2013			Previous 3 year Average	
		Acceptable	Excellent	Participation Rate	Acceptable	Excellent
English Lang Arts 30-1	Ardrossan Junior Senior	91.0	7.9	68.3	91.2	8.6
	Province	85.9	10.5	54.4	85.2	10.5
English Lang Arts 30-2	Ardrossan Junior Senior	97.5	15.0	26.8	92.2	9.5
	Province	89.5	11.1	27.2	89.0	9.8
French Lang Arts 30-1	Ardrossan Junior Senior	100	17.6	12.7	94.9	5.3
	Province	95.3	12.5	2.7	94.8	14.7
Pure Mathematics 30	Ardrossan Junior Senior	**	**	0.7	88.5	31.3
	Province	62.4	12.9	7.3	81.9	28.5
Applied Mathematics 30	Ardrossan Junior Senior	**	**	0.7	82.1	18.9
	Province	75.0	20.8	0.2	75.7	10.9
Mathematic 30-1	Ardrossan Junior Senior	**	**	54.9	**	**
	Province	**	**	29.9	**	**
Mathematics 30-2	Ardrossan Junior Senior	**	**	17.6	**	**
	Province	**	**	16.8	**	**
Social Studies 30-1	Ardrossan Junior Senior	94.0	18.1	56.3	93.2	15.3
	Province	85.4	15.2	46.1	84.5	15.9
Social Studies 30-2	Ardrossan Junior Senior	98.0	14.0	35.2	87.6	20.2
	Province	82.4	13.9	34.0	84.6	14.4
Biology 30	Ardrossan Junior Senior	88.2	31.9	66.2	88.2	34.0
	Province	84.3	32.4	42.4	81.7	28.7
Chemistry 30	Ardrossan Junior Senior	92.9	26.8	49.3	90.3	37.5
	Province	78.8	31.8	31.7	76.9	28.7

Physics 30	Ardrossan Junior Senior	80.0	37.1	24.6	92.6	46.1
	Province	81.1	30.3	17.4	77.2	26.1

**The percentages achieving the acceptable standard include the percentages achieving the standard of excellence*

School Education Results Report 2012/2013

Ardrossan Jr. Sr. departments conducted an in-depth analysis of PAT & DIP results and developed goals and strategies to enhance student learning. Ardrossan students maintained their high percentage of students achieving at both the acceptable standard and the standard of excellence. Departments developed and implemented strategies to foster improved students engagement. With increased engagement, we maintained/improved our excellent results by implementing the following:

- Core teachers will conduct department analysis of PAT results by category, strand, and item with reference to the Program of Studies, key learner outcomes to identify specific areas and implementation strategies for remediation or enrichment.
- Work cooperatively to communicate areas of growth, strength, and continuity with all grade levels.
- Tutorials, cramfest nights, after school study sessions.
- Staff PD (marking PAT & DIP exams)
- Staff PD (PAT & DIP working groups)
- AB Ed field tests for PAT's & DIP's
- Co-collegial cooperative planning and teaching using best practices.
- Promote use of technology as a tool for learning.
- Inspiring Education – Teachers moving toward more non-traditional methods of teaching group work, project based, inquiry learning, manipulatives, problem solving.
- To create a common framework for integration of curriculum outcomes into our PowerSchool Gradebooks.
- Setting up Gradebooks so that they are effective communication tools with parents.

Additional Accountability Pillar Survey Results (other)

Accountability Pillar Overall Summary		Current Result 2013	Previous 3-yr Average
High School Completion Rate – percentages of students who completed high school within three years of entering Grade 10.	Ardrossan Junior Senior High School	93.0	83.1
	Province	74.8	72.7
Drop Out Rate – annual dropout rate of students aged 14 to 18	Ardrossan Junior Senior High School	2.1	1.9
	Province	3.5	3.9
High school to post-secondary transition rate of students within six years of entering Grade 10.	Ardrossan Junior Senior High School	67.9	67.4
	Province	59.5	59.2
Percentage of Grade 12 students eligible for a Rutherford Scholarship.	Ardrossan Junior Senior High School	69.2	62.7
	Province	61.3	59.4

Percentage of students writing four or more diploma exams within three years of entering Grade 10.	Ardrossan Junior Senior High School	71.7	59.7
	Province	56.6	54.9

Accountability Pillar Overall Summary Survey Results		Current Result 2013	Previous 3-yr Average
Overall teacher and parent agreement that students are taught attitudes and behaviours that will make them successful at work when they finish school.	Ardrossan Junior Senior School	75.4	77.3
	Province	80.3	79.9
Overall teacher and parent satisfaction with parental involvement in decisions about their child's education.	Ardrossan Junior Senior School	73.6	77.2
	Province	80.3	79.8
Overall percentage of teachers, parents and students indicating that their school and schools in their jurisdiction have improved or stayed the same in the last three years.	Ardrossan Junior Senior School	82.9	80.3
	Province	80.6	80.0

Note:

- Percentage of students writing four or more diploma exams extremely high compared to province – 71.7% to 56.6%.
- Percentage of Grade 12 students eligible for a Rutherford scholarship very high compared to province – 69.2% to 61.3%.
- Overall improvement in school 82.9% above the provincial average.

School Council Involvement and Communication of Plan

In September, the School Education Plan process was outlined and parents were encouraged to provide input. Although School Council did not initiate any specific strategies, council members were very supportive of the direction of the plan. Parents are continually encouraged to provide feedback, ask questions, and share any concerns they may have about the School Education Plan and school activities with teachers and the administration. AISI Funding, staffing, letter grades, DELF Exam, Character Ed. Initiatives, Accountability Pillar results and other topics were discussed.

In November, parents were updated regarding issues, progress or concerns related to the School Education Plan. EIPS new district 3 year plan and the framework for student learning were discussed. Excellence in Teaching Award Nomination, Mrs. Clark. Use of the RCMP drug dog to be used in the school as a training exercise was supported by all. Provincial Achievement Test and Diploma results were shared with the parents in attendance, and they were very pleased. Parents commented on how respectful our students were during the Remembrance Day assembly and our school is a safe and caring place for their children.

In February, school fees for the following year were discussed and information on the budget. Ardrossan is in the middle to lower range of EIPS school fees. New 3 year district school education plan, facility (new gym bleachers) request by parents, EIPS Reimagining, boundaries discussion, school calendar for next year. Every February the Canadian Parents for French meeting is held in conjunction with the school council meeting.

In May, discussion re Ardrossan new 3 year SEP for 2013-15. Fee costs, technology as a tool for learning and initiatives, results of DELF exam, approximate enrollment for next year, registration procedures for next year.

During the year, staff members present on the many activities being run by the school and education topics such as curriculum. An administration report, Trustee report, teacher report, and Canadian Parents for French report are given at each meeting.

Additional Information

A complete class size report for each school in EIPS may be viewed at <http://www.eips.ca/planning-and-results>.

Please refer to the supplemental data package at <http://www.eips.ca/documents> for detailed school, jurisdiction and provincial results.

Appendix F: School Council Annual Report

School: Ardrossan Jr. Sr. High

Reporting Year: 2012/13

Executive:

Name	Position
<u>Carol McCloud</u>	<u>Chair</u>
<u>Monica Morphy</u>	<u>Vice Chair</u>
<u>Jen Mailer</u>	<u>Secretary</u>

Meeting Dates:

<u>September 17, 2012</u>
<u>November 26, 2012</u>
<u>February 25, 2013</u>
<u>May 13, 2013</u>

Date of First School Council Meeting of the Year: September 16, 2013

School Council Activities:

In September, the School Education Plan process was outlined and parents were encouraged to provide input. Although School Council did not initiate any specific strategies, council members were very supportive of the direction of the plan. Parents are continually encouraged to provide feedback, ask questions, and share any concerns they may have about the School Education Plan and school activities with teachers and the administration. Staffing, assessment, DELF Exam, Character Ed. Initiatives, Accountability Pillar results, election of officers for PAC and other topics were discussed.

In November parents were updated regarding progress related to the School Education Plan. EIPS new district 3 year plan and the framework for student learning were discussed. Use of the RCMP drug dog to be used in the school as a training exercise was supported by all. Provincial Achievement Test and Diploma results were shared with the parents in attendance, and they were very pleased. Parents commented on how respectful our students were during the Remembrance Day assembly and our school is a safe and caring place for their children.

In February, school fees for the 2013/14 school year, budget, teams, registration procedures, facilities – new gym bleachers request by parents, EIPS boundaries, school calendar for 2013/14, 3 year district school education plan were discussed. Canadian Parents for French meeting was held in conjunction with the school council meeting.

In May, discussion re Ardrossan 2nd year SEP for 2013-14. Technology as a tool for learning and initiatives, curriculum redesign, results of DELF exam, approximate enrollment for next year.

During the year, staff members present on the many activities run by the school and education topics such as curriculum. An administration report, Trustee report, teacher report, and Canadian Parents for French report are given at each meeting.

Financial Statement – Not Applicable

 Carol McCloud
School Council Chair

 September 26, 2013
Date