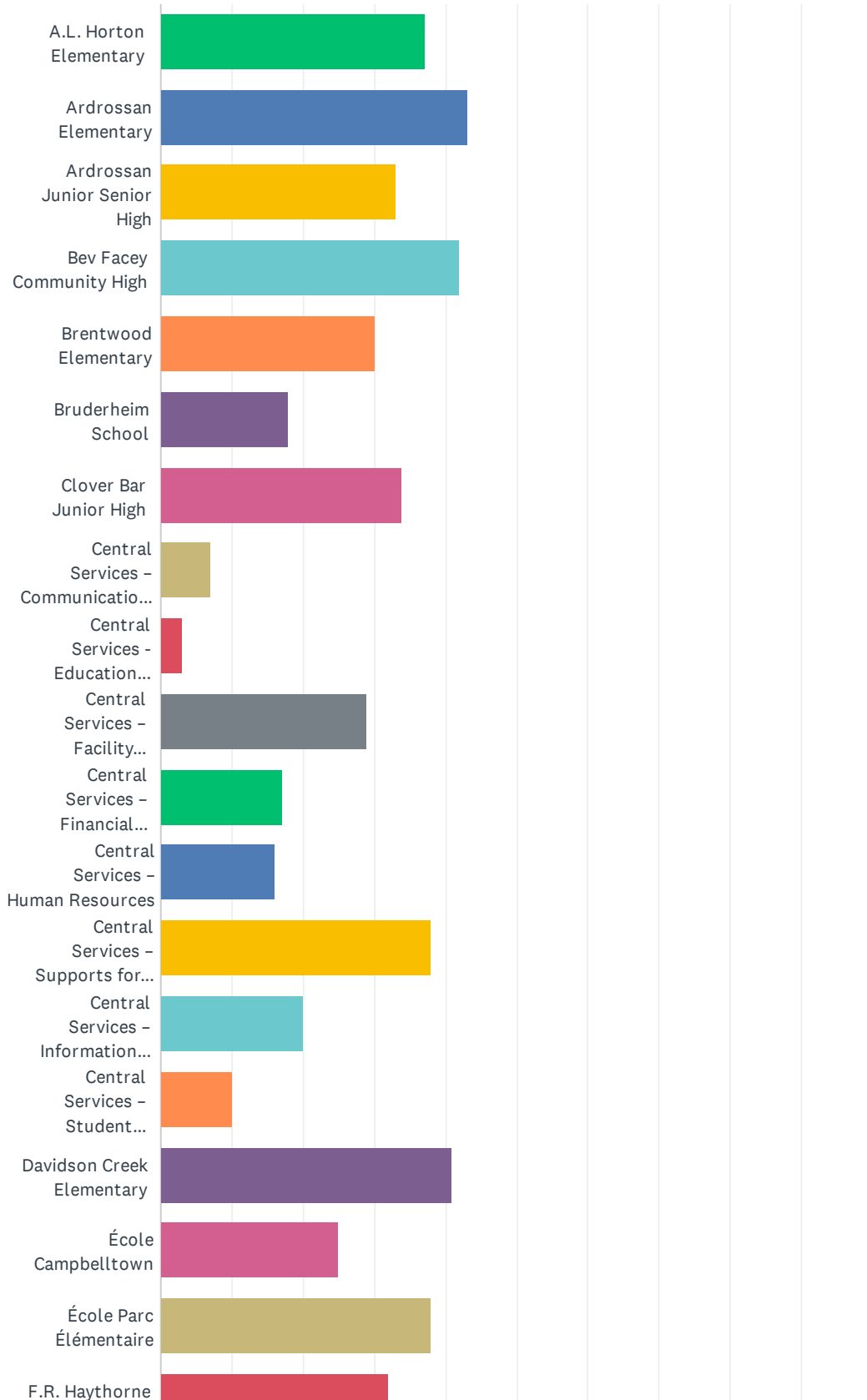
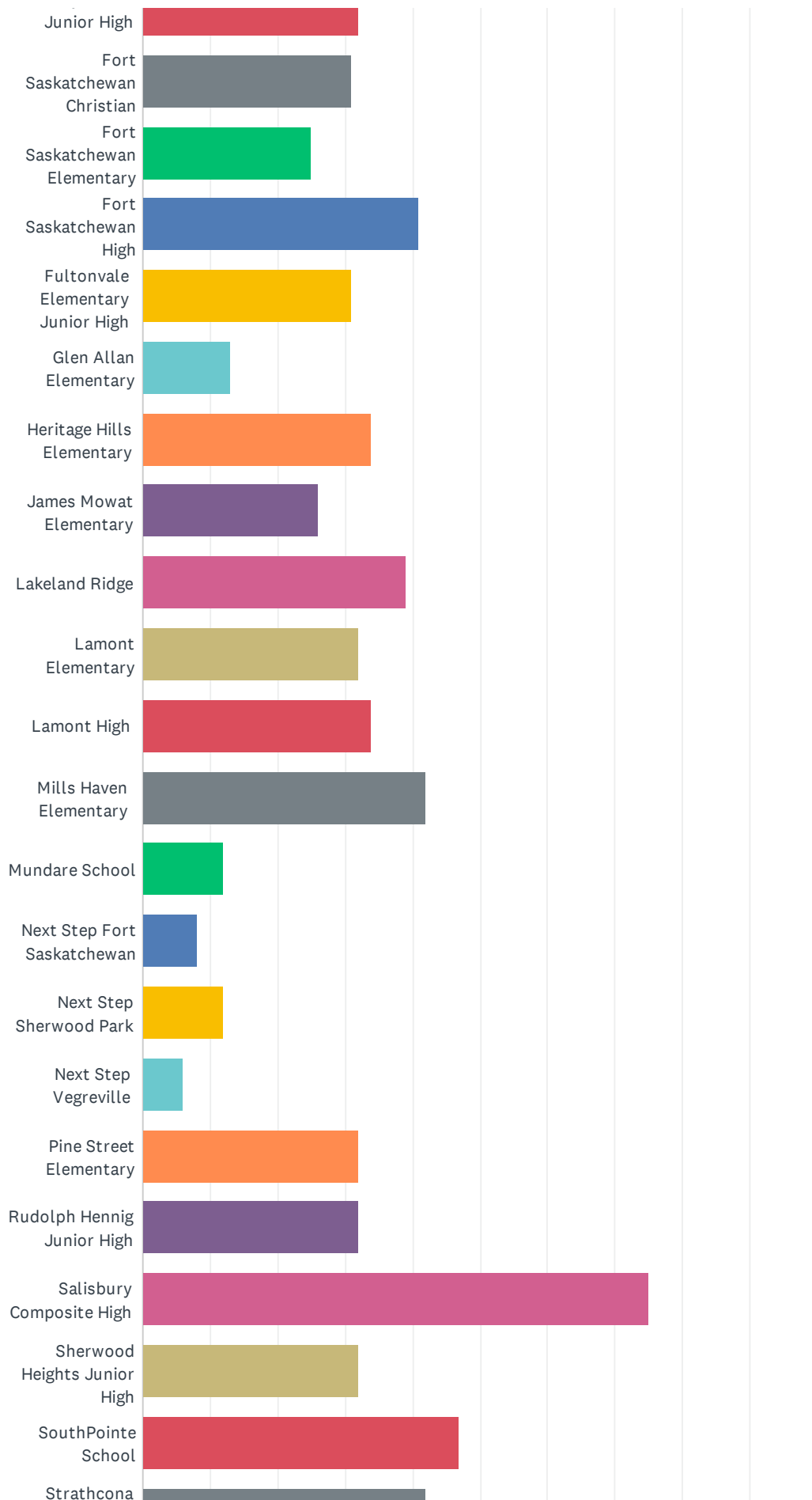


Q1 Please identify your site:

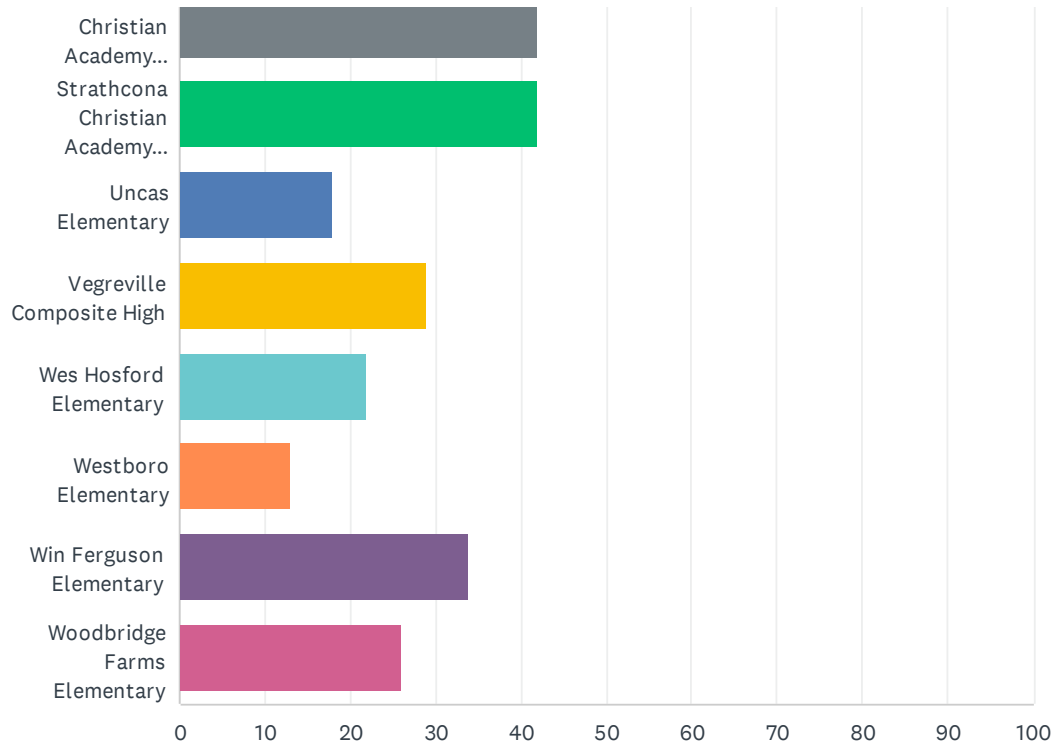
Answered: 1,343 Skipped: 0



2024-25 EIPS Annual Feedback Survey: For Staff



2024-25 EIPS Annual Feedback Survey: For Staff



2024-25 EIPS Annual Feedback Survey: For Staff

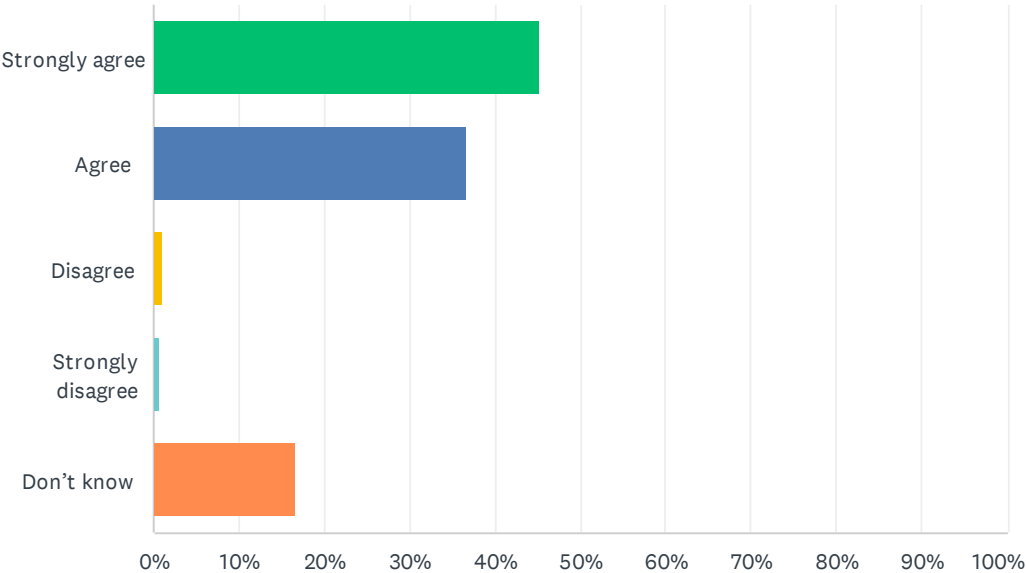
ANSWER CHOICES	RESPONSES	
A.L. Horton Elementary	2.76%	37
Ardrossan Elementary	3.20%	43
Ardrossan Junior Senior High	2.46%	33
Bev Facey Community High	3.13%	42
Brentwood Elementary	2.23%	30
Bruderheim School	1.34%	18
Clover Bar Junior High	2.53%	34
Central Services – Communication Services	0.52%	7
Central Services - Education Executive	0.22%	3
Central Services – Facility Services	2.16%	29
Central Services – Financial Services	1.27%	17
Central Services – Human Resources	1.19%	16
Central Services – Supports for Students	2.83%	38
Central Services – Information Technologies	1.49%	20
Central Services – Student Transportation	0.74%	10
Davidson Creek Elementary	3.05%	41
École Campbelltown	1.86%	25
École Parc Élémentaire	2.83%	38
F.R. Haythorne Junior High	2.38%	32
Fort Saskatchewan Christian	2.31%	31
Fort Saskatchewan Elementary	1.86%	25
Fort Saskatchewan High	3.05%	41
Fultonvale Elementary Junior High	2.31%	31
Glen Allan Elementary	0.97%	13
Heritage Hills Elementary	2.53%	34
James Mowat Elementary	1.94%	26
Lakeland Ridge	2.90%	39
Lamont Elementary	2.38%	32
Lamont High	2.53%	34
Mills Haven Elementary	3.13%	42
Mundare School	0.89%	12
Next Step Fort Saskatchewan	0.60%	8

2024-25 EIPS Annual Feedback Survey: For Staff

Next Step Sherwood Park	0.89%	12
Next Step Vegreville	0.45%	6
Pine Street Elementary	2.38%	32
Rudolph Hennig Junior High	2.38%	32
Salisbury Composite High	5.58%	75
Sherwood Heights Junior High	2.38%	32
SouthPointe School	3.50%	47
Strathcona Christian Academy Elementary	3.13%	42
Strathcona Christian Academy Secondary	3.13%	42
Uncas Elementary	1.34%	18
Vegreville Composite High	2.16%	29
Wes Hosford Elementary	1.64%	22
Westboro Elementary	0.97%	13
Win Ferguson Elementary	2.53%	34
Woodbridge Farms Elementary	1.94%	26
TOTAL		1,343

Q2 As a result of being in the Play and Learn at School (PALS) program in the Division, children are demonstrating growth in their development.

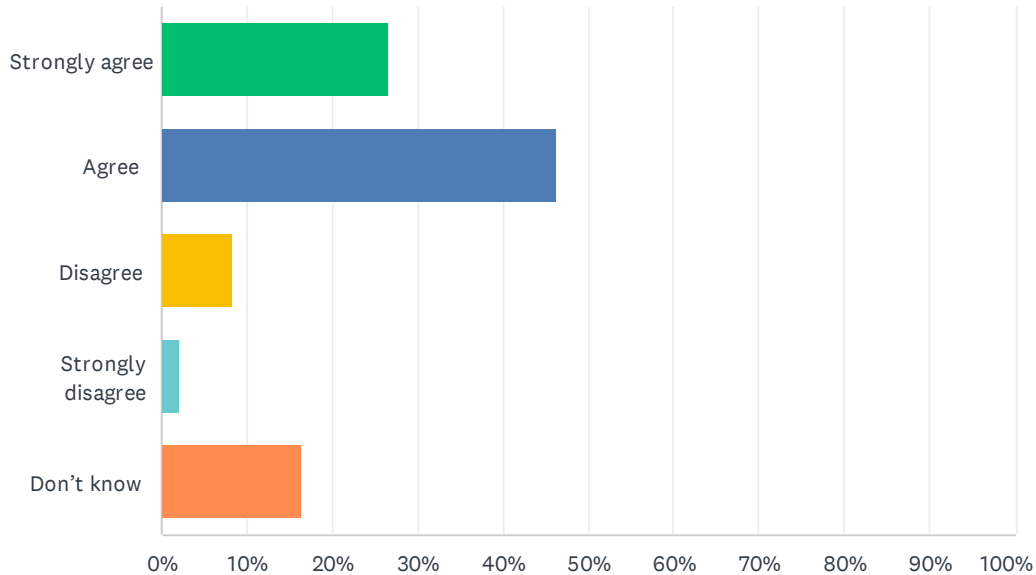
Answered: 175 Skipped: 1,168



ANSWER CHOICES	RESPONSES	
Strongly agree	45.14%	79
Agree	36.57%	64
Disagree	1.14%	2
Strongly disagree	0.57%	1
Don't know	16.57%	29
TOTAL		175

Q3 As a result of the kindergarten programming in the Division, children are becoming ready to enter Grade 1.

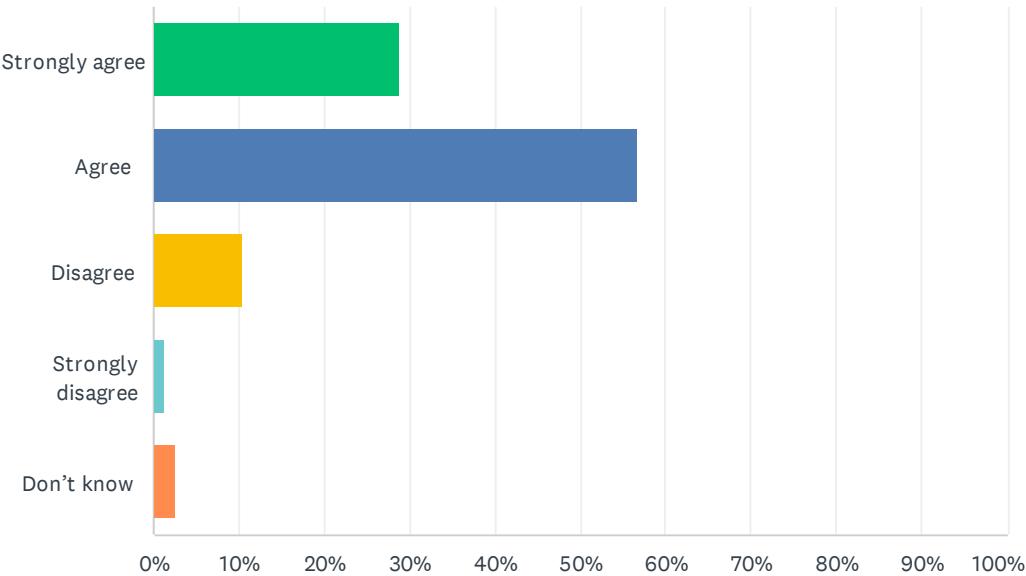
Answered: 723 Skipped: 620



ANSWER CHOICES	RESPONSES	
Strongly agree	26.69%	193
Agree	46.33%	335
Disagree	8.30%	60
Strongly disagree	2.21%	16
Don't know	16.46%	119
TOTAL		723

Q4 At my school, students' individual needs are met.

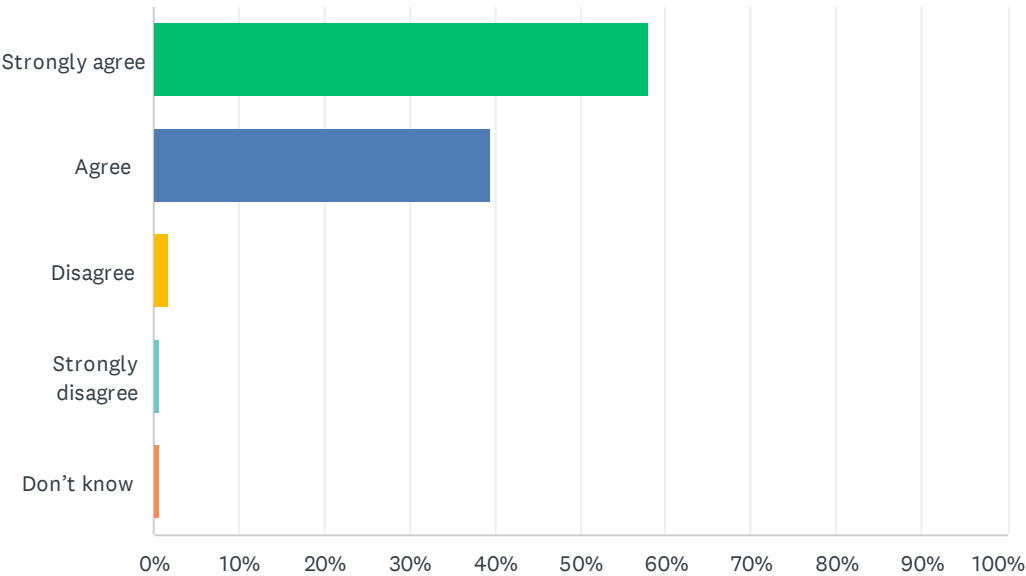
Answered: 1,125 Skipped: 218



ANSWER CHOICES	RESPONSES	
Strongly agree	28.89%	325
Agree	56.80%	639
Disagree	10.40%	117
Strongly disagree	1.33%	15
Don't know	2.58%	29
TOTAL		1,125

Q5 At my school, students are encouraged to do their best.

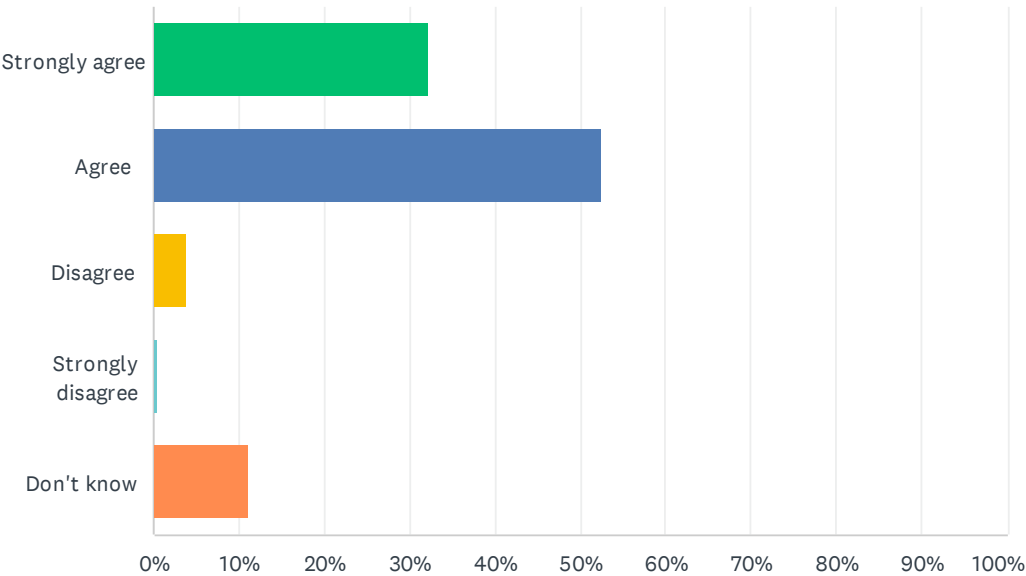
Answered: 1,125 Skipped: 218



ANSWER CHOICES	RESPONSES	
Strongly agree	57.96%	652
Agree	39.38%	443
Disagree	1.60%	18
Strongly disagree	0.53%	6
Don't know	0.53%	6
TOTAL		1,125

Q6 At my school, students are demonstrating growth in literacy.

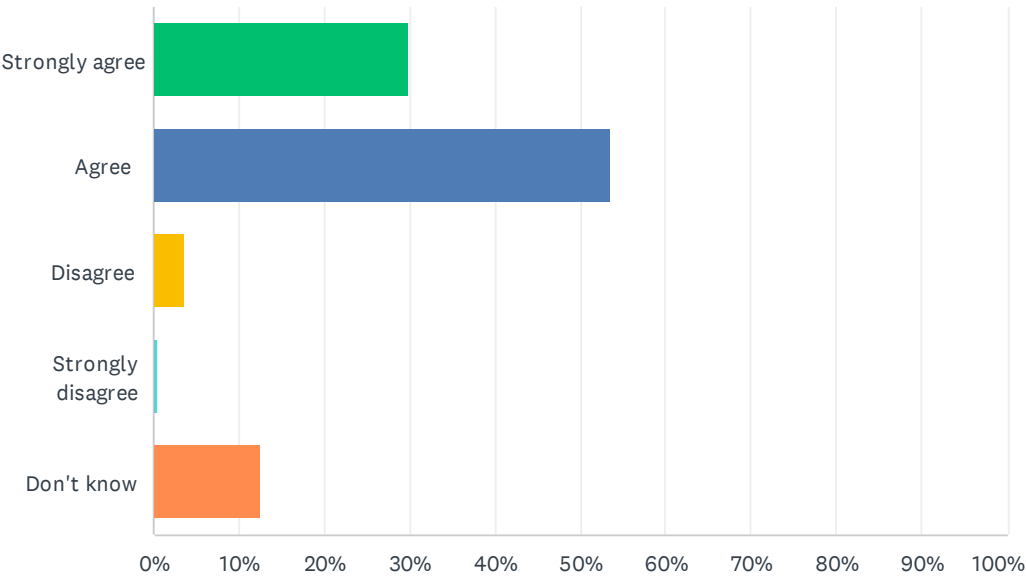
Answered: 1,126 Skipped: 217



ANSWER CHOICES	RESPONSES	
Strongly agree	32.15%	362
Agree	52.49%	591
Disagree	3.82%	43
Strongly disagree	0.36%	4
Don't know	11.19%	126
TOTAL		1,126

Q7 At my school, students are demonstrating growth in numeracy.

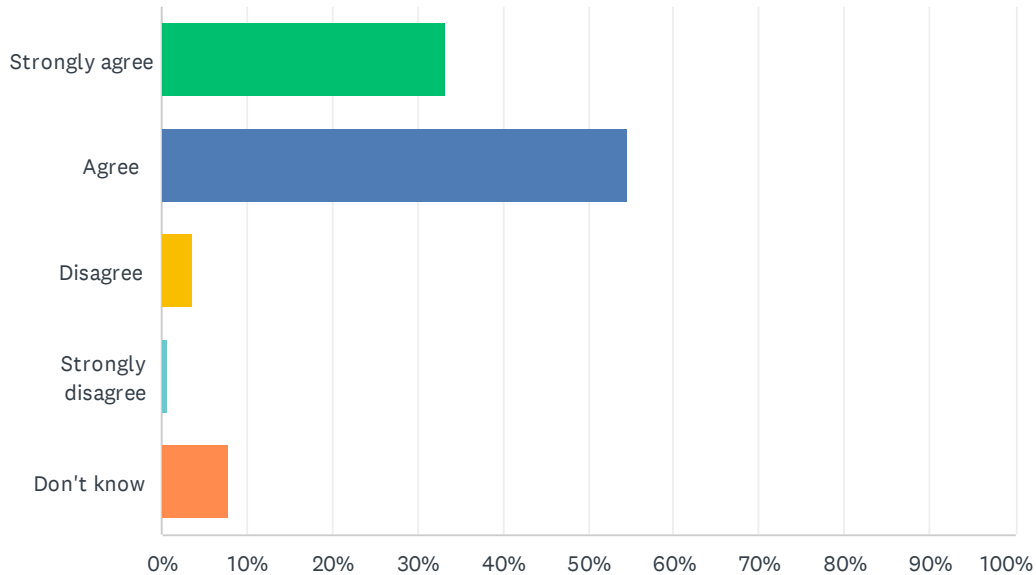
Answered: 1,127 Skipped: 216



ANSWER CHOICES		RESPONSES	
Strongly agree		29.81%	336
Agree		53.59%	604
Disagree		3.64%	41
Strongly disagree		0.44%	5
Don't know		12.51%	141
TOTAL			1,127

Q8 At my school, students are demonstrating an understanding of First Nations, Métis and Inuit culture and history.

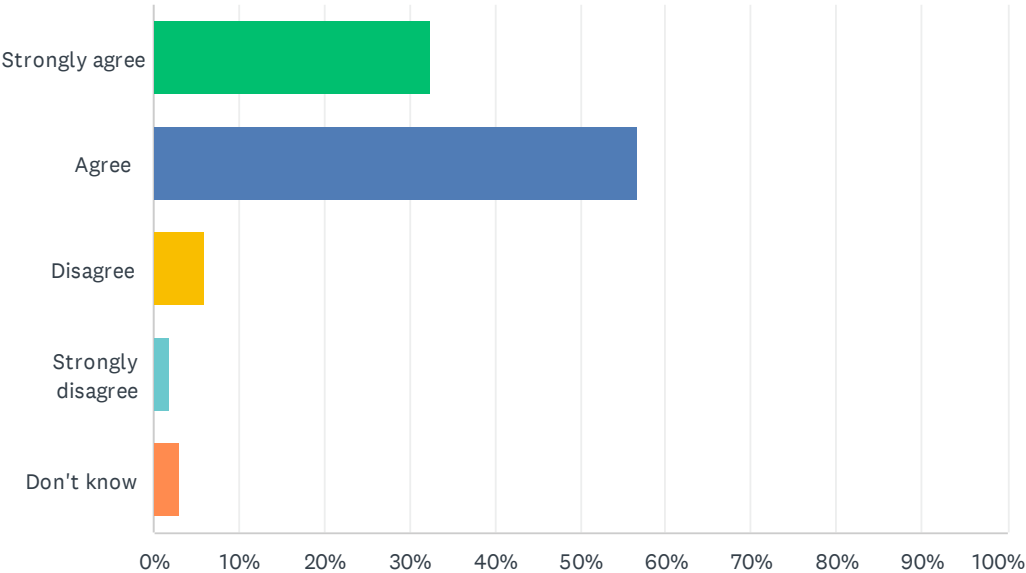
Answered: 1,127 Skipped: 216



ANSWER CHOICES	RESPONSES	
Strongly agree	33.36%	376
Agree	54.48%	614
Disagree	3.55%	40
Strongly disagree	0.62%	7
Don't know	7.99%	90
TOTAL		1,127

Q9 At my school, students are learning the knowledge, skills and attitudes necessary to be successful in life.

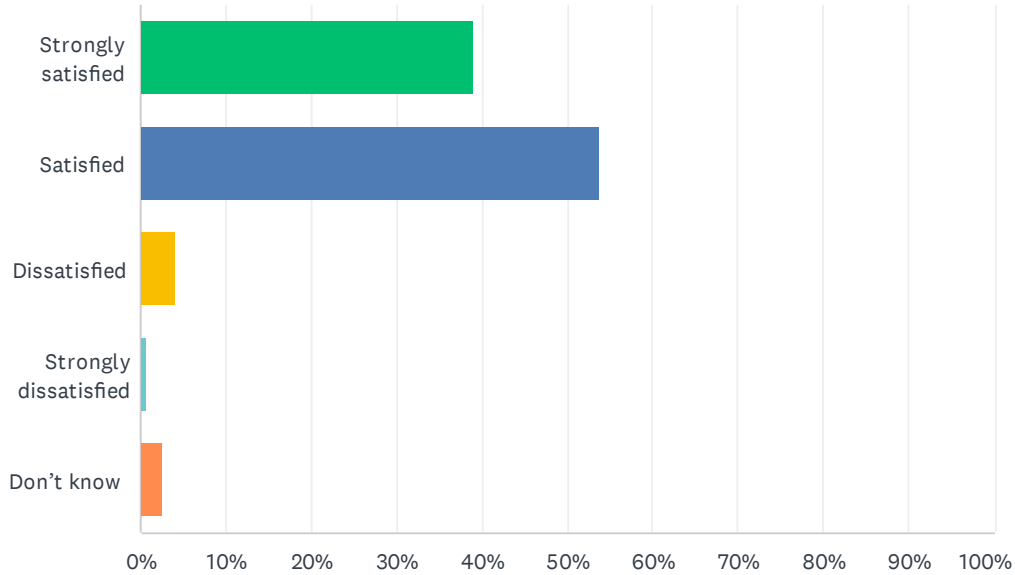
Answered: 1,127 Skipped: 216



ANSWER CHOICES	RESPONSES	
Strongly agree	32.39%	365
Agree	56.79%	640
Disagree	5.94%	67
Strongly disagree	1.86%	21
Don't know	3.02%	34
TOTAL		1,127

Q10 How satisfied are you with the quality of education students are receiving at your school?

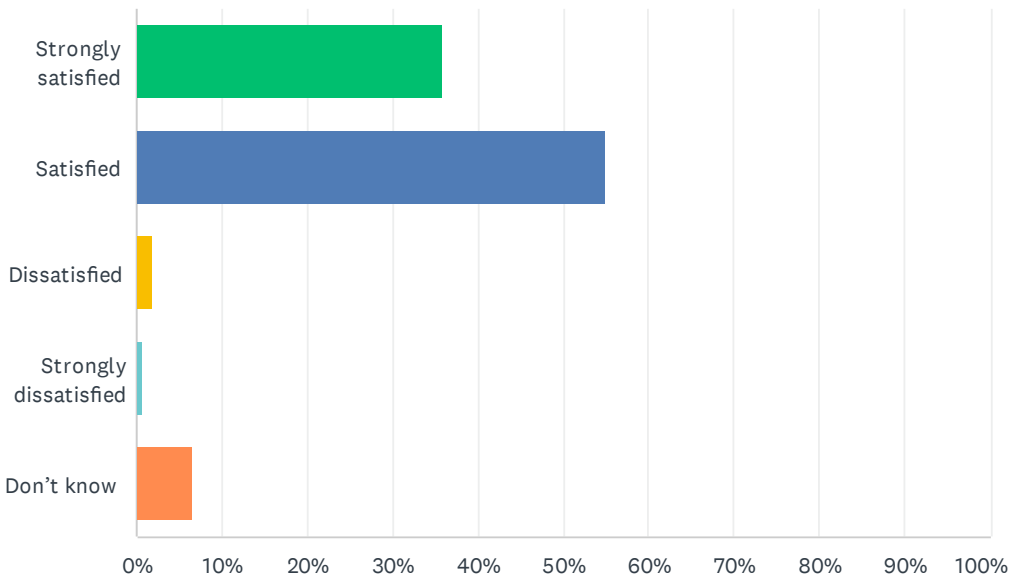
Answered: 1,111 Skipped: 232



ANSWER CHOICES	RESPONSES	
Strongly satisfied	39.06%	434
Satisfied	53.65%	596
Dissatisfied	4.14%	46
Strongly dissatisfied	0.54%	6
Don't know	2.61%	29
TOTAL		1,111

Q11 How satisfied are you with the quality of teaching in the Division?

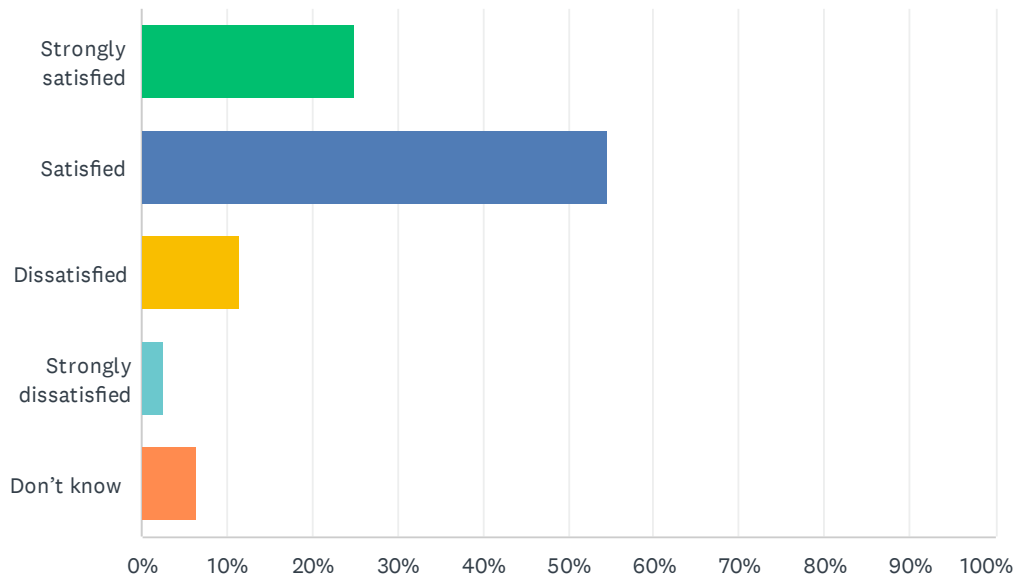
Answered: 1,111 Skipped: 232



ANSWER CHOICES		RESPONSES	
Strongly satisfied		35.82%	398
Satisfied		55.09%	612
Dissatisfied		1.89%	21
Strongly dissatisfied		0.63%	7
Don't know		6.57%	73
TOTAL			1,111

Q12 How satisfied are you with the leadership in the Division?

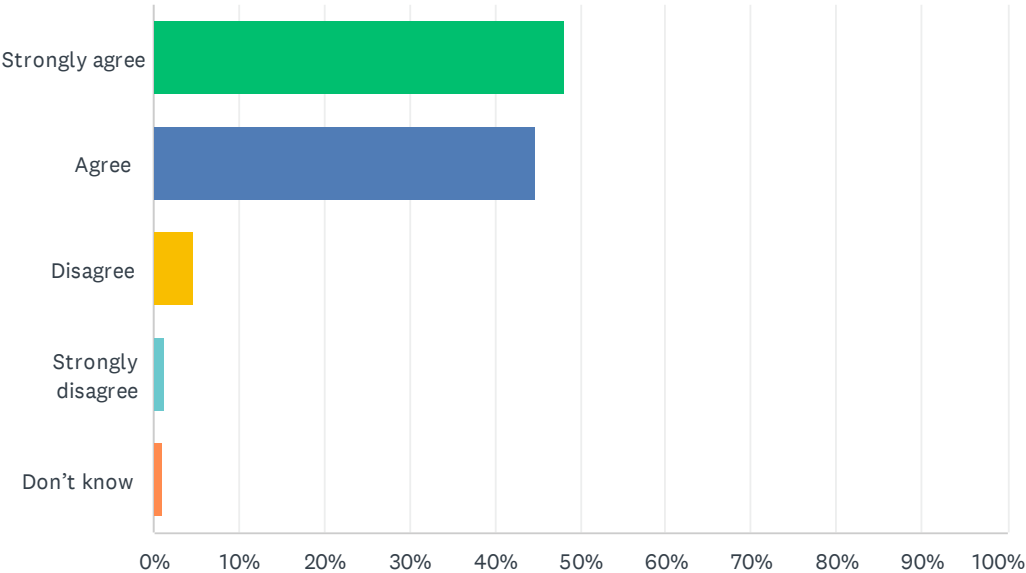
Answered: 1,110 Skipped: 233



ANSWER CHOICES		RESPONSES	
Strongly satisfied		24.95%	277
Satisfied		54.59%	606
Dissatisfied		11.53%	128
Strongly dissatisfied		2.52%	28
Don't know		6.40%	71
TOTAL			1,110

Q13 At my school, students are encouraged to be responsible, respectful and engaged citizens.

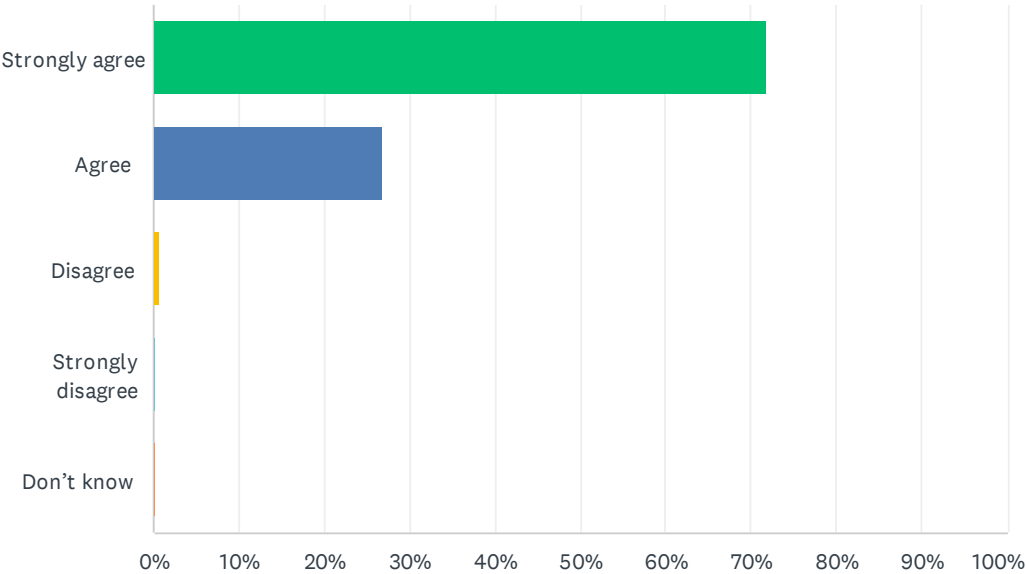
Answered: 1,111 Skipped: 232



ANSWER CHOICES	RESPONSES	
Strongly agree	48.24%	536
Agree	44.73%	497
Disagree	4.77%	53
Strongly disagree	1.26%	14
Don't know	0.99%	11
TOTAL		1,111

Q14 School staff care about students.

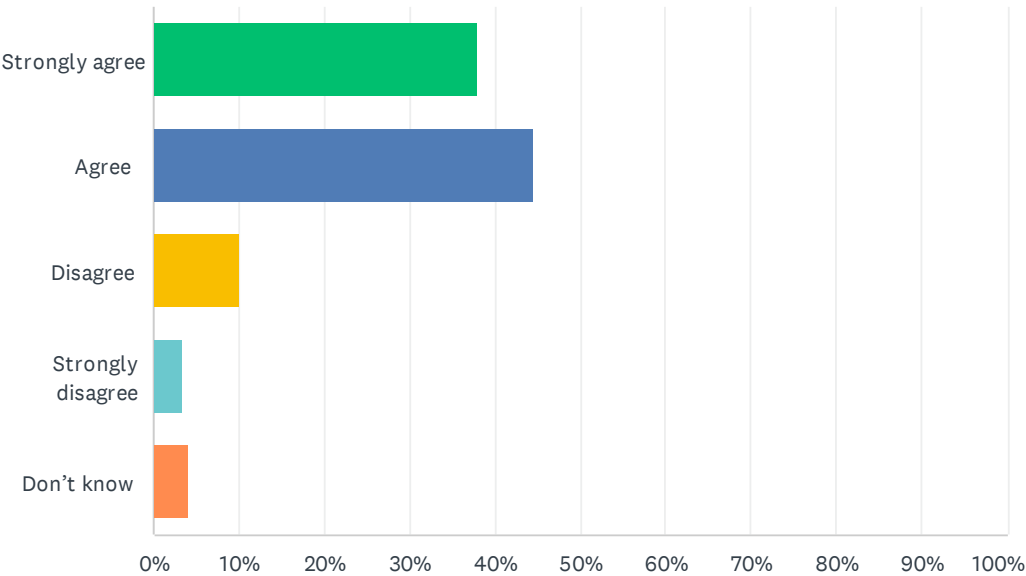
Answered: 1,106 Skipped: 237



ANSWER CHOICES	RESPONSES	
Strongly agree	71.88%	795
Agree	26.94%	298
Disagree	0.63%	7
Strongly disagree	0.27%	3
Don't know	0.27%	3
TOTAL		1,106

Q15 My school handles discipline fairly and reasonably.

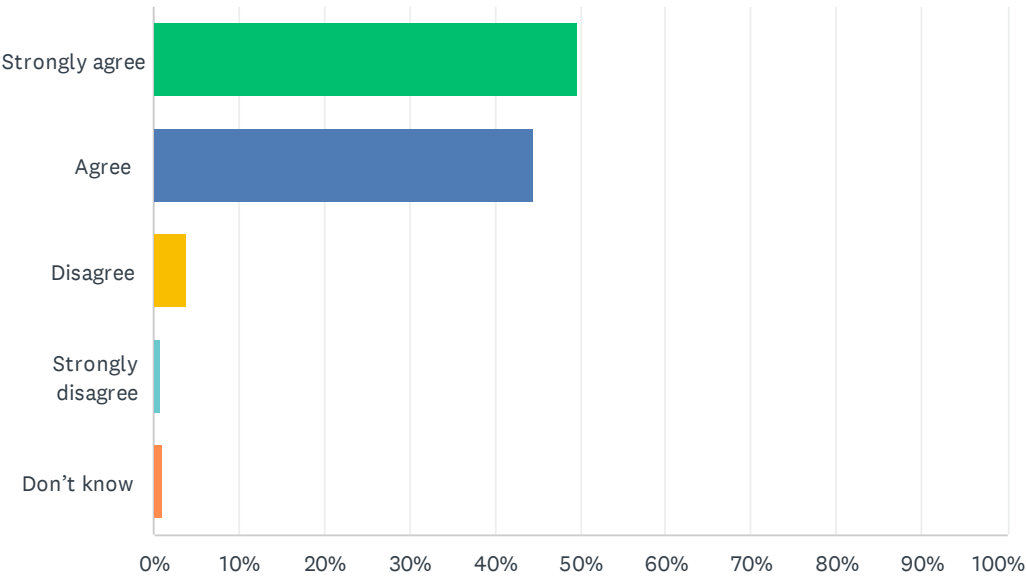
Answered: 1,110 Skipped: 233



ANSWER CHOICES	RESPONSES	
Strongly agree	38.02%	422
Agree	44.50%	494
Disagree	10.09%	112
Strongly disagree	3.42%	38
Don't know	3.96%	44
TOTAL		1,110

Q16 My school is safe.

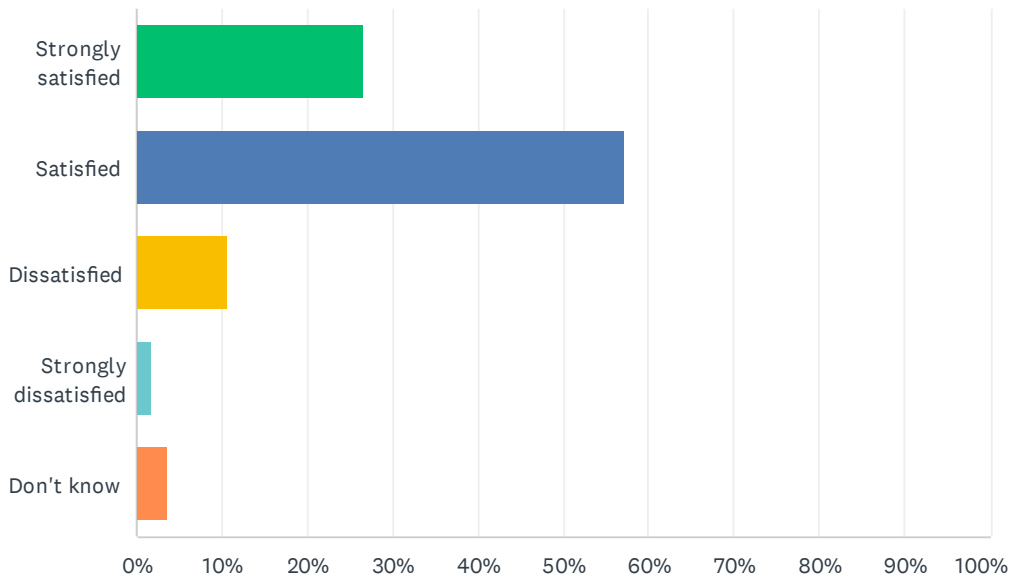
Answered: 1,110 Skipped: 233



ANSWER CHOICES	RESPONSES	
Strongly agree	49.73%	552
Agree	44.59%	495
Disagree	3.78%	42
Strongly disagree	0.90%	10
Don't know	0.99%	11
TOTAL		1,110

Q17 How satisfied are you with the resources available to support teaching and learning at your school?

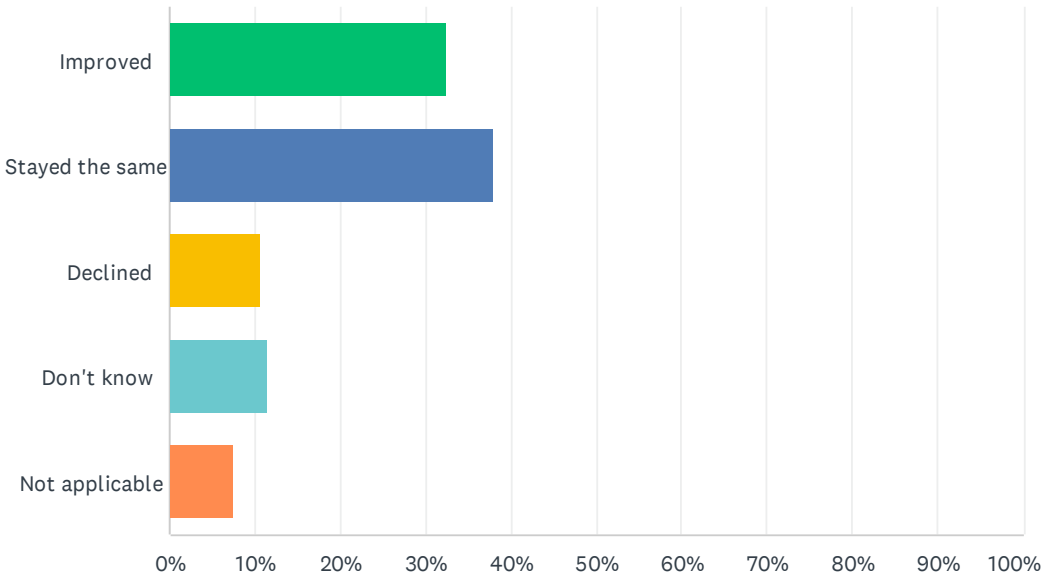
Answered: 1,108 Skipped: 235



ANSWER CHOICES	RESPONSES	
Strongly satisfied	26.71%	296
Satisfied	57.22%	634
Dissatisfied	10.65%	118
Strongly dissatisfied	1.81%	20
Don't know	3.61%	40
TOTAL		1,108

Q18 In your opinion, has the quality of education at your school improved, stayed the same or declined in the past three years?

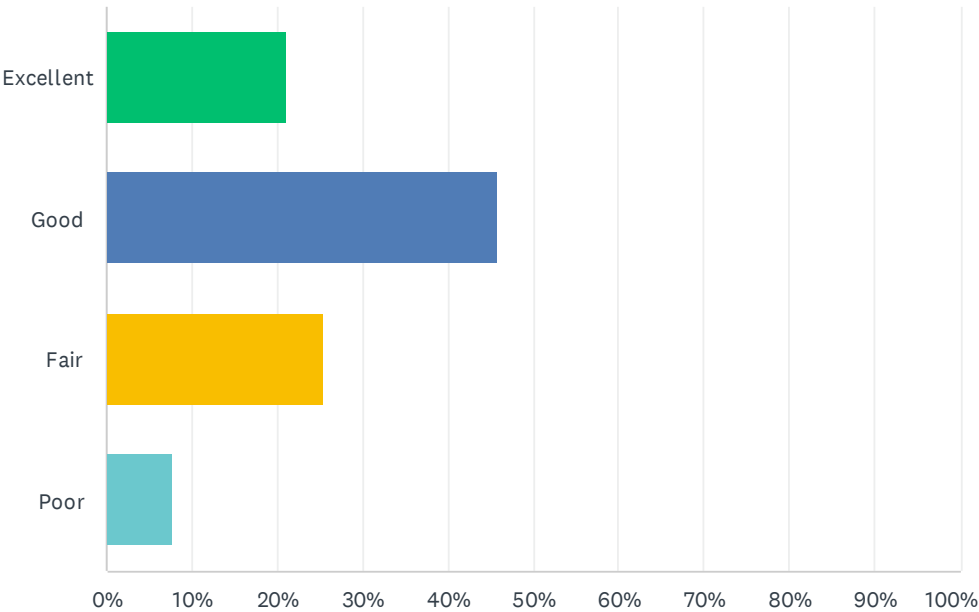
Answered: 1,112 Skipped: 231



ANSWER CHOICES	RESPONSES	
Improved	32.46%	361
Stayed the same	37.86%	421
Declined	10.70%	119
Don't know	11.60%	129
Not applicable	7.37%	82
TOTAL		1,112

Q19 How do you rate the physical condition of your school?

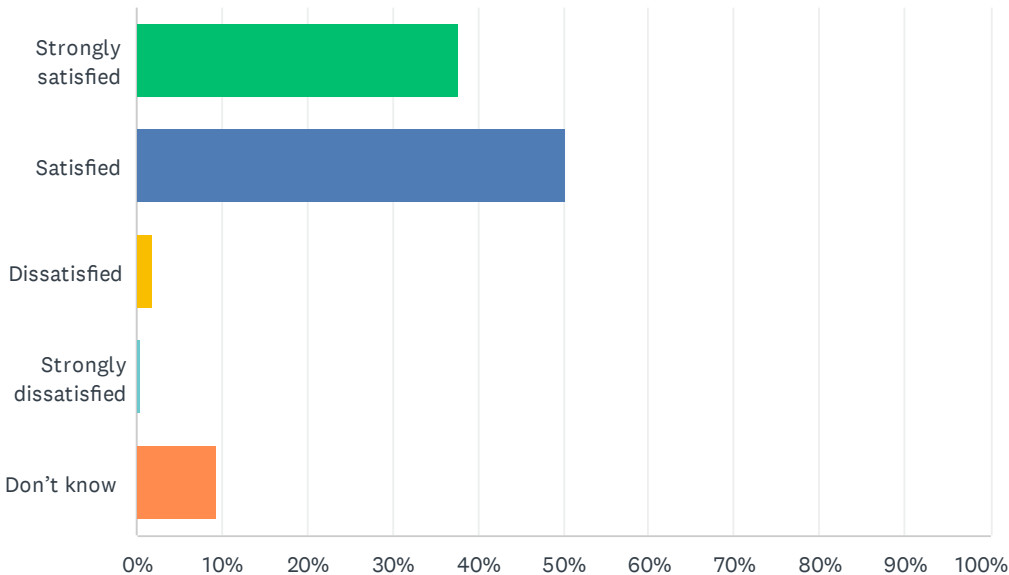
Answered: 1,108 Skipped: 235



ANSWER CHOICES	RESPONSES	
Excellent	21.21%	235
Good	45.76%	507
Fair	25.45%	282
Poor	7.58%	84
TOTAL		1,108

Q20 How satisfied are you with the opportunities provided to parents and caregivers to be involved in their child's education?Refer to the EIPS Parent Engagement overview for examples of parent involvement and engagement opportunities that help support student success.

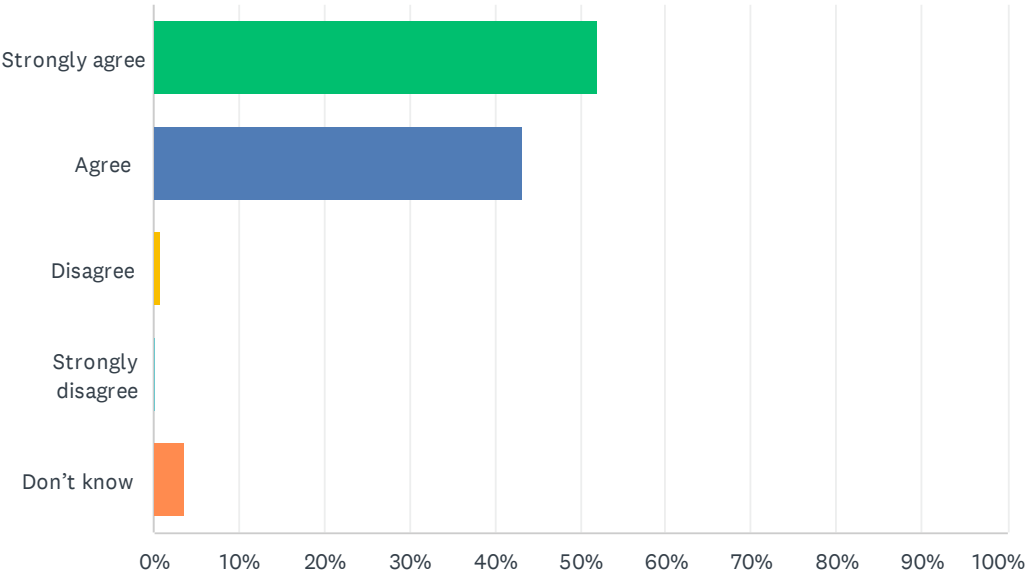
Answered: 1,094 Skipped: 249



ANSWER CHOICES	RESPONSES	
Strongly satisfied	37.84%	414
Satisfied	50.37%	551
Dissatisfied	2.01%	22
Strongly dissatisfied	0.37%	4
Don't know	9.41%	103
TOTAL		1,094

Q21 The school keeps families informed about their child's progress and achievement.

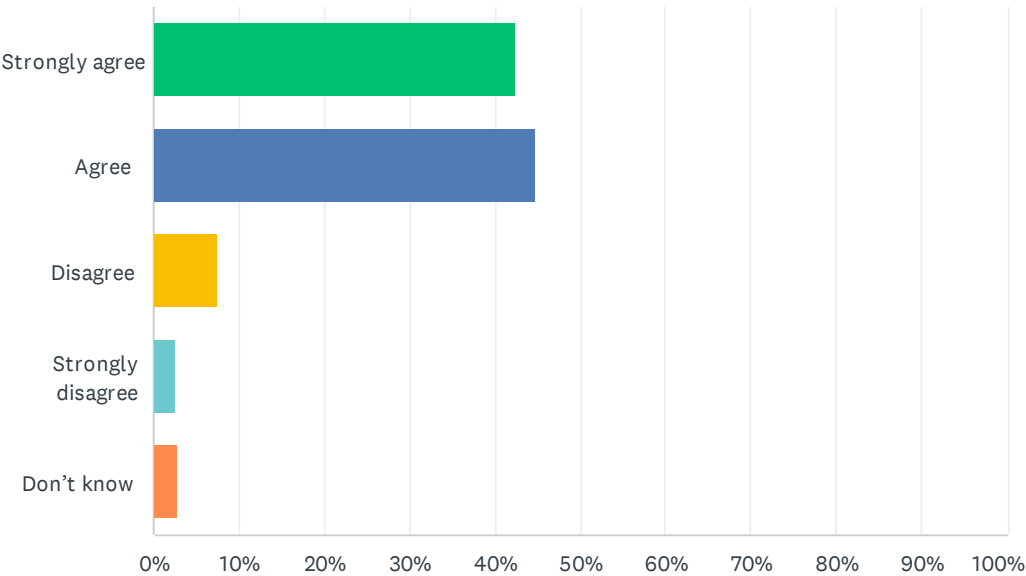
Answered: 1,096 Skipped: 247



ANSWER CHOICES	RESPONSES	
Strongly agree	52.01%	570
Agree	43.25%	474
Disagree	0.82%	9
Strongly disagree	0.27%	3
Don't know	3.65%	40
TOTAL		1,096

Q22 There is open and honest communication within my school.

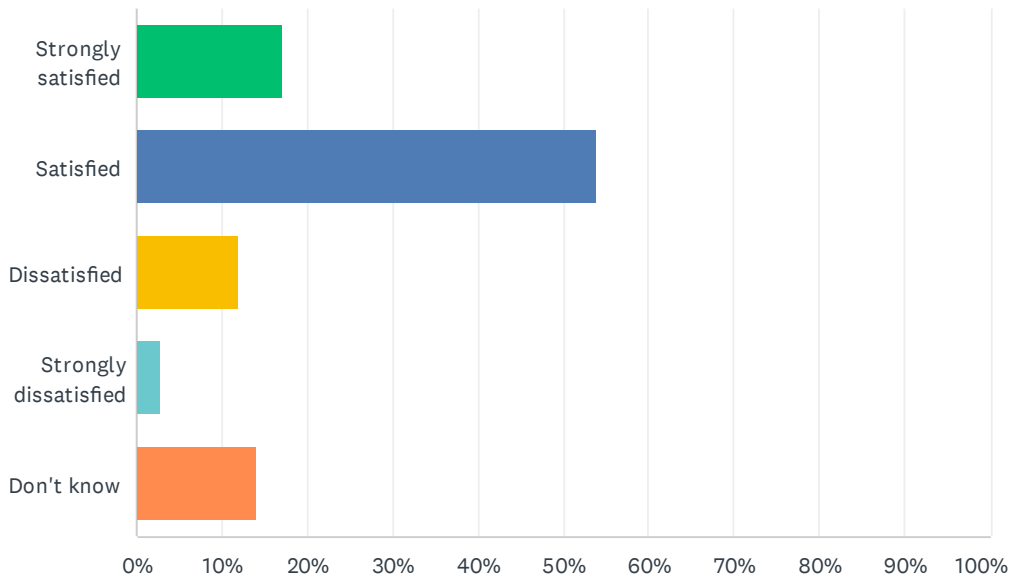
Answered: 1,097 Skipped: 246



ANSWER CHOICES	RESPONSES	
Strongly agree	42.48%	466
Agree	44.85%	492
Disagree	7.38%	81
Strongly disagree	2.55%	28
Don't know	2.73%	30
TOTAL		1,097

Q23 How satisfied are you with the Division’s commitment to engaging stakeholders—including staff—about matters that affect decision-making and public education? Refer to the list of recent public engagement efforts throughout EIPS for examples of involvement and engagement opportunities.

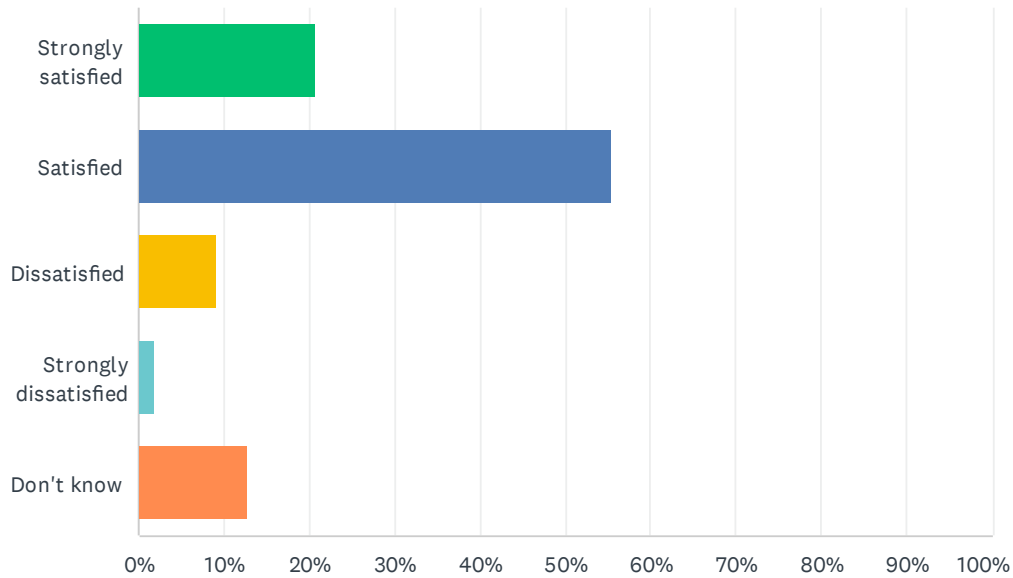
Answered: 1,097 Skipped: 246



ANSWER CHOICES	RESPONSES	
Strongly satisfied	17.14%	188
Satisfied	53.97%	592
Dissatisfied	12.03%	132
Strongly dissatisfied	2.73%	30
Don't know	14.13%	155
TOTAL		1,097

Q24 How satisfied are you with the Division's commitment to advocating for public education? Refer to the Board Advocacy page for examples of ongoing advocacy work of the Board of Trustees.

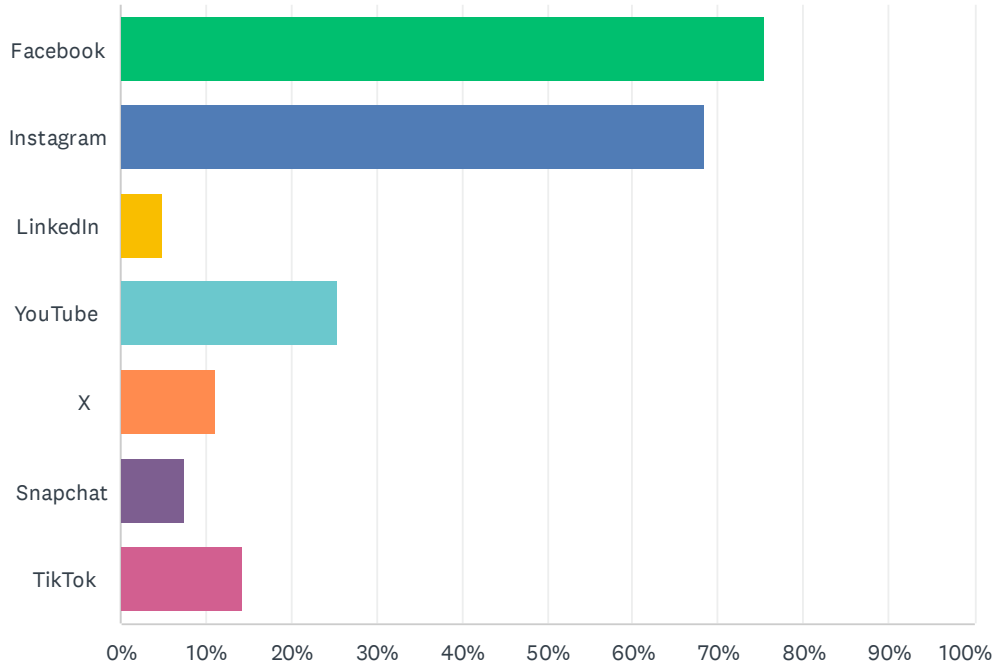
Answered: 1,095 Skipped: 248



ANSWER CHOICES	RESPONSES	
Strongly satisfied	20.64%	226
Satisfied	55.34%	606
Dissatisfied	9.22%	101
Strongly dissatisfied	1.92%	21
Don't know	12.88%	141
TOTAL		1,095

Q25 The Division and schools often share news and information on social media. Which of the following platforms do you use? Check all that apply.

Answered: 856 Skipped: 487



ANSWER CHOICES	RESPONSES	
Facebook	75.58%	647
Instagram	68.34%	585
LinkedIn	4.91%	42
YouTube	25.47%	218
X	11.10%	95
Snapchat	7.36%	63
TikTok	14.37%	123
Total Respondents: 856		