

School Education Plan

Fort Saskatchewan Elementary

2025-26



School Education Plan for the 2025-26 School Year

Fort Saskatchewan Elementary

SCHOOL GOAL 1

By building teacher knowledge and skills in evidence-based literacy practices, students will demonstrate growth in:

Reading - focusing on decoding and accuracy

Written expression - focusing on sentence structure

as demonstrated on the Government of Alberta screeners, school reading screeners, classroom assessments and EIPS writing rubrics.

Related Division Goals

- Priority 1, Goal 1: Promote Growth and Success for All Students; Excellent Start To Learning.
- Priority 1, Goal 2: Promote Growth and Success for All Students; Success for Every Student.
- Priority 2, Goal 1: Enhance High-Quality Learning and Working Environments; A Culture of Excellence and Accountability.

Strategy

Explicit and systematic reading instruction focused on phonemic awareness, phonics, and vocabulary

Targeted small group reading instruction and intervention

Incorporating decodable books in small group instruction and intervention

Book clubs targeted to student levels and interests

School Education Plan for the 2025-26 School Year

Fort Saskatchewan Elementary

Explicit morphology instruction

Explicit and systematic writing instruction on sentence structure

Small group/ individual writing conferencing

Utilizing EIPS Writing Tasks to guide instruction

Collaborative marking of EIPS writing tasks

Collaborative Team Meetings focused on literacy

Explicit and specific student feedback





Collaboration with and coaching by Literacy consultants

Engage and empower parents/caregivers as supports through parent/caregiver information evenings

School Education Plan for the 2025-26 School Year

Fort Saskatchewan Elementary

Measure Results

Priority	Goal	Measure	Description	2022-23	2023-24	2024-25	Trendline
P1	G2	M32	The percentage of students who achieved the standard of excellence in: Grade 6 Language Arts PAT.	19.40%	No Result	No Result	
P1	G2	M37	The percentage of families who agree the literacy skills their child's learning at school are useful.	100.00%	100.00%	83.30%	
P1	G2	M38	The percentage of EIPS stakeholders who agree students are demonstrating growth in literacy.	92.45%	85.00%	85.07%	
P1	G2	M193	The percentage of students who achieved the acceptable standard in: Grade 6 Language Arts PAT.	63.90%	No Result	No Result	

Other Measures

- The percentage of students identified as at risk by the GOA literacy screeners
- The percentage of students who achieve 3, 4, 5 on their elementary report cards in English Language Arts and Literature categories
- The percentage of students who demonstrated growth in writing based on EIPS writing task assessments

School Education Plan for the 2025-26 School Year

Fort Saskatchewan Elementary

SCHOOL GOAL 2

By building teacher knowledge and skills in evidence-based numeracy practices, students will demonstrate growth in number sense as demonstrated on the Government of Alberta screeners and progress reports in November, March, and June.

Related Division Goals

- Priority 1, Goal 1: Promote Growth and Success for All Students; Excellent Start To Learning.
- Priority 1, Goal 2: Promote Growth and Success for All Students; Success for Every Student.
- Priority 2, Goal 1: Enhance High-Quality Learning and Working Environments; A Culture of Excellence and Accountability.

School Education Plan for the 2025-26 School Year

Fort Saskatchewan Elementary

Strategy

Student access to manipulatives

Explicit instruction and modeling moving students from concrete (hands on, manipulatives), to pictorial, to symbolic understanding

Graham Fletcher Fact Fluency Kits and Number Talks

Daily number sense activities

Use of Vertical Non-permanent surfaces

Collaboration with and coaching by Numeracy consultants

Collaborative Response Team meeting focused on number sense





Benchmarking to identify gaps in learning and targeted number sense instruction

Engage and empower parents/caregivers as supports through parent/caregiver information evenings

School Education Plan for the 2025-26 School Year

Fort Saskatchewan Elementary

Measure Results

Priority	Goal	Measure	Description	2022-23	2023-24	2024-25	Trendline
P1	G2	M44	The percentage of families who agree the numeracy skills their child's learning at school are useful.	88.20%	83.30%	100.00%	
P1	G2	M45	The percentage of students who achieve the standard of excellence in: Grade 6 Mathematics PAT.	16.70%	No Result	No Result	
P1	G2	M46	The percentage of EIPS stakeholders who agree students are demonstrating growth in numeracy.	92.45%	82.50%	88.06%	
P1	G2	M200	The percentage of students who achieve the acceptable standard in: Grade 6 Mathematics PAT.	58.30%	No Result	No Result	

Other Measures

- The percentage of students who achieve 3, 4, 5 on their elementary report cards in math categories
- The percentage of students identified as at risk on the GOA numeracy screener

School Education Plan for the 2025-26 School Year

Fort Saskatchewan Elementary

SCHOOL GOAL 3

Increase collaborative partnership opportunities between school, home, and the greater community to support student success, student wellness, and active citizenship.

Related Division Goals

- Priority 1, Goal 2: Promote Growth and Success for All Students; Success for Every Student.
- Priority 2, Goal 2: Enhance High-Quality Learning and Working Environments; Positive Learning and Working Environments.
- Priority 3, Goal 1: Enhance Public Education Through Effective Engagement; Parent and Caregiver Engagement.

School Education Plan for the 2025-26 School Year

Fort Saskatchewan Elementary






Strategy

- Continued lessons from EIPS Mental Health Pilot from 2024-2025 school year
- Restorative Practices shared at staff meetings
- Intentional teaching of "My Incredible Brain" - learning about the 3 parts of the brain (Pre-frontal Cortex, Hippocampus, Amygdala)
- Incorporation and modelling of Focused Attention Practices (Lori Desautels) in classrooms and through lessons with school counsellor
- Sharing regulation strategies with families during monthly update from school counsellor
- Family Nights to encourage community building and support student success
- Foster a school climate of connection, respect, and positive relationships through:
 - * Citizen of the Month awards based on the Seven Grandfather Teachings
 - * Sunshine Calls Home
 - * School Spirit Theme Days
 - * School community assemblies
 - * Community Service Presentations
 - * Collaboration with FSE Parent Society to organize school family events
- Collaborative Team Meetings focused on student wellness and social emotional skills
- Collaboration with and coaching by Supports for Students consultants
- Elements' Weekly Update shared every week to communicate opportunities to work together, build community, and support student learning. Include information and links to community resources and supports
- Participate and promote Fort Saskatchewan Family Indigenous Gatherings
- Community Grant Applications

School Education Plan for the 2025-26 School Year

Fort Saskatchewan Elementary

Measure Results

Priority	Goal	Measure	Description	2022-23	2023-24	2024-25	Trendline
P2	G2	M78	The percentage of teachers, families and students who agree students at their school model of active citizenship.	78.70%	77.30%	64.50%	
P2	G2	M79	The percentage of EIPS stakeholders who agree their/their child's school encourages learners to be responsible, respectful and engaged citizens.	83.02%	91.89%	84.62%	
P2	G2	M84	Percentage of teacher, parent and student agreement that: students are safe at school, are learning the importance of caring for others, are learning respect for others and are treated fairly in my school.	85.60%	87.50%	82.60%	
P2	G2	M85	The percentage of parents and caregivers who agree teachers care about their child.	88.20%	83.30%	100.00%	
P2	G2	M86	The percentage of students who agree their teachers care about them.	87.50%	91.90%	89.20%	
P2	G2	M93	The percentage of students who agree they are safe at school.	77.40%	75.70%	89.20%	